

Welcome to the Year 13 PIAG October 2025



The topics of this PIAG:

1. Welcome Back to Year 13, reminders and dates
2. Tutoring and further opportunities (including things to look forward to!)
3. UCAS applications including:
 - Timeline
 - UCAS predicted grades
 - Support, advice and guidance for students

The Senior Sixth Form Team



Expectations

If we have a mantra for A level success, this is it.

Students need to dedicate the same amount of time to their studies outside of lessons as they do in lessons in order to be successful at A level.

For Year 13 students, this means at least 5 hours per subject per week.

50/50

	Mon	Tue	Wed	Thu	Fri
REG	Registration DJS A9	Registration DJS A9	Registration DJS A9	Registration DJS A9	Registration DJS A9
1	History PDA A4	Biology RWK S4	English Lit WSE A13	Ind. Study	Biology CLF S4
2	History PDA A4	Biology CLF S4	English Lit WSE A13	Ind. Study	Biology CLF S4
3	English Lit DWH A13	Ind. Study	History MFH A4	Biology RWK S4	
4a					
4b		Ind. Study	History MFH A4	Biology RWK S4	
5	Ind. Study	English Lit DWH A13		English Lit WSE A13	History PDA A4
6	Ind. Study			English Lit DWH A13	History MFH A4

And how about 3pm-5pm?

Study space in A Centre



Tutor Time

Day	Activity
Monday	Aspire
Tuesday	Tutor choice
Wednesday	Aspire
Thursday	Quiz
Friday	Assembly

Aspire programme

Term 1 – Year 12 reflections

Term 2 – Moving out (Life skills), VESPA

Term 3 – RSE, revision skills

Term 4 – Managing finances, VESPA

Term 5 – Common exams mistakes and coping with exam stress

Events and further opportunities

- ✓ Aspire+ group
- ✓ Employer presentations and career talks
- ✓ Sixth Form Social Events
- ✓ Student Leadership Team events
- ✓ Representing the school (e.g. Open Week tours)
- ✓ Hello Yellow Day
- ✓ Sixth Form Events
- ✓ Charity Week
- ✓ MDSA role



V



Year 13 Assessments including A level exams

- Term 1 assessments
- Ongoing formative and summative assessments
- Year 13 MOCKs:
Wednesday 4th – Friday
13th February inclusive
- A level exam period: 7th
May – 24th June
(provisional)



[How I climbed a 3,000-foot vertical cliff --
without ropes | Alex Honnold - YouTube](#)



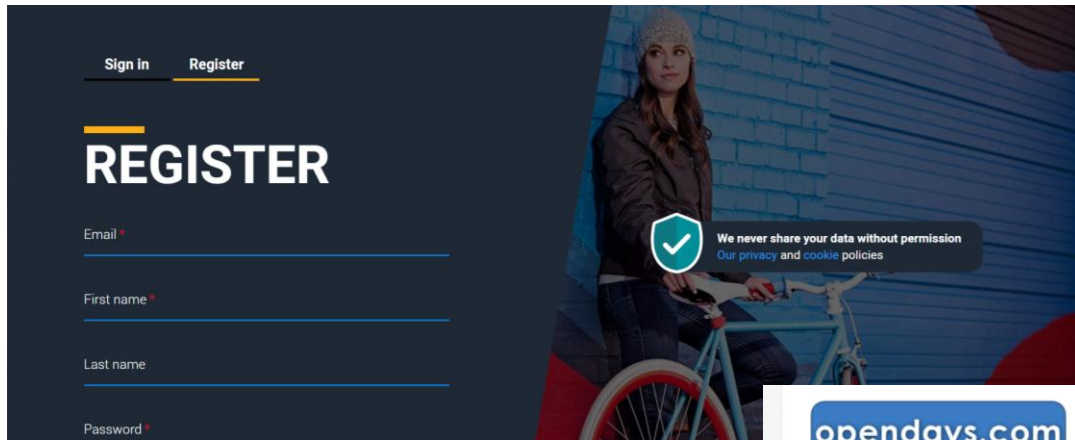
UCMS

The logo features the letters 'UCMS' in a bold, sans-serif font. The 'U', 'C', and 'S' are black, while the 'M' is a vibrant red. The text is centered and surrounded by numerous teal-colored circles of varying sizes, which resemble bubbles or a cluster of particles. The background is a solid, light gray.

This is what I shared back in May that students should have been doing ...

1. UCAS HUB – applications should now have been started, including personal statement drafts written and courses decided on.

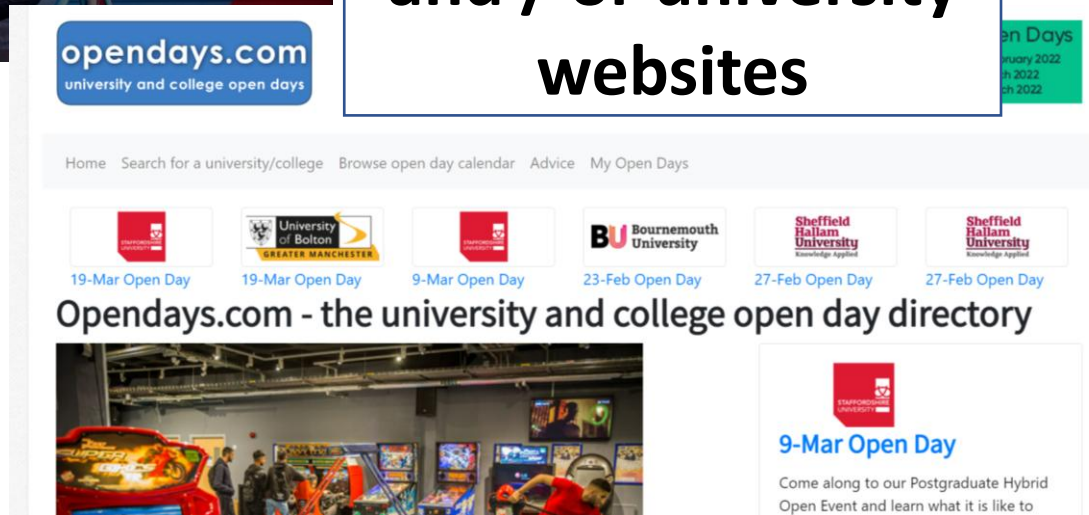
Tip: Make use of the **historical entry requirements** for each course / university.



The image shows the UCAS Hub 'REGISTER' page. It has a dark background with a woman on a bicycle. The 'REGISTER' heading is in large white letters. Below it are input fields for 'Email', 'First name', 'Last name', and 'Password'. A 'Sign in' link is at the top left, and a 'Register' link is at the top right. A privacy notice bubble says 'We never share your data without permission. Our privacy and cookie policies'.

**2. Opendays.com
and / or university
websites**

3. Honest conversations with teachers and had further advice and guidance meetings with tutor.



The image shows the Opendays.com website. The header has the logo 'opendays.com university and college open days'. Below the header is a navigation bar with links: 'Home', 'Search for a university/college', 'Browse open day calendar', 'Advice', and 'My Open Days'. The main content area features a grid of university open day events, including 'University of Bolton', 'Bournemouth University', and 'Sheffield Hallam University'. A large banner at the bottom says 'Opendays.com - the university and college open day directory' and shows a photo of an open day event.

And what they should have done by now...

- ▶ Personal details
- ▶ Contact & residency
- ▶ Nationality
- ▶ Supporting information
- ▶ English language skills
- ▶ Finance & funding
- ▶ Diversity & inclusion
- ▶ More about you
- ▶ Education
- ▶ Employment
- ▶ Extra activities

- ▶ Personal statement
- ▶ Choices
- ▶ Reference & predicted grades
- ▶ Application history

UCAS BUZZ WORD:

Todd26

- 1. Complete sections of application form in the green box**
- 2. Visited university open days**
- 3. Shortlist of 5-10 universities/courses.**

UCAS – common questions / errors

[Learn all about filling in your UCAS application for uni](#)

- ✓ Students should use their personal e-mail address
- ✓ Enter all qualifications (including EPQ/Core Maths and current A levels – selecting pending when it asks for result)
- ✓ For ‘Extra Activities’, this refers to any course that students would like to include that does not have a qualification (e.g. summer school, MOOC, etc)
- ✓ Check and double check each part of the form for typos / errors / to ensure that you haven’t missed anything out

Therefore, this should now leave just two sections to complete ... the most important ones!

- ▶ Personal statement
- ▶ Choices

Personal Statement

[The new personal statement for 2026 entry | UCAS](#)

The new personal statement questions

Question 1: Why do you want to study this course or subject?

Question 2: How have your qualifications and studies helped you to prepare for this course or subject?

Question 3: What else have you done to prepare outside of education, and why are these experiences useful?

Maximum of 4000 characters (including spaces)
across the 3 sections.

Choices

✓ Fill in all 5 choices (unless you would like to leave 1 open to add a choice later)

✓ Typically , the 5 choices should include:

- 2 x courses close to UCAS predicted grades
- 2 x courses close to current grades (or just below)
- 1 x course below current grades

Example:

	Current Grade	UCAS Predicted Grade
Psychology	A	A
History	B	A
English Language	B	B

Choices for studying Psychology at university:

1. Manchester AAA
2. Reading ABB
3. UWE BBB
4. Oxford Brookes BBB
5. Bedfordshire CCC

UCAS Predicted grades

UCAS predicted grades are the grade of qualification teachers believe the student is most likely to achieve in positive circumstances. These predicted grades are then used by universities and colleges, as part of the admissions process, to help them understand an applicant's potential.

UCAS predicted grades **should** be:

- **aspirational but achievable**
- **determined by professional judgement** – teachers' expertise and experience are vital in informing predictions
- **data-driven** – all test and assessment results to date will be considered

UCAS predicted grades should **not** be:

- **affected by student, parental, guardian, or carer pressure** – there are [risks associated with inflating and suppressing predicted grades](#)
- **influenced by university or college entry requirements or behaviours** – predicted grades should be set in isolation of an applicant's university or college choice(s)
- **More than one grade higher than a student's current attainment**

It is important to note that UCAS predicted grades may differ from students' current or expected grades, or indeed their NI or AT, on their progress reports.

Students will be given this information in an assembly in the near future.

Universities and UCAS

EVENTS AND OPEN DAYS

Explore this section ▾

Research your options, meet unis, colleges and employers face-to-face, and get your questions answered at our events, and uni open days.

It's a good idea to talk about your higher education options in person

- UCAS events and course provider open days give you the chance to ask questions and to see what's available. If you can't visit in person, you could [go to a virtual open day](#)
- Come to a UCAS event to talk to course provider reps and to compare different courses.
- Go to a course provider open day to explore the campus and get insights from staff and students.
- Can't attend an event? Take a look at a [virtual tour](#) instead!

https://googleads.g.doubleclick.net/pcs/click?xai=AKAOjsyVYkdVBEu_6xjHx...

[UCAS University open days - explore unis before you apply](#)

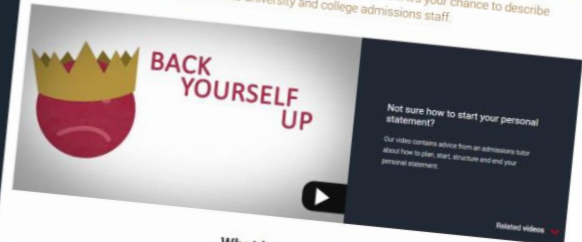
Successful Lives Day in November
– a final opportunity to get advice
and guidance from tutors

Tutorial programme and 'Aspire' sessions

Tutor mentoring

HOW TO WRITE A UCAS UNDERGRADUATE PERSONAL STATEMENT

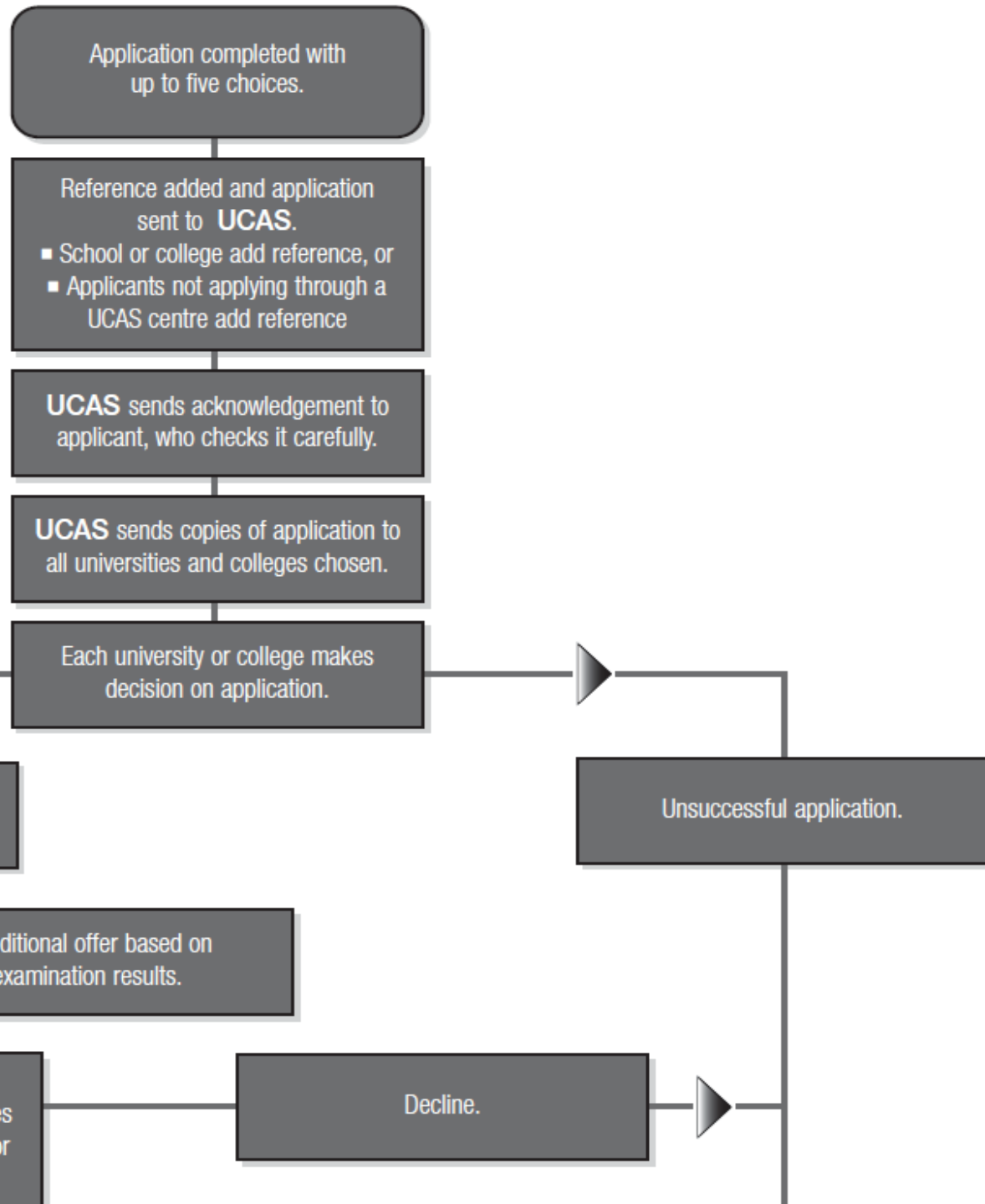
The personal statement is an important part of your UCAS application. It's your chance to describe your ambitions, skills, and experience to university and college admissions staff.

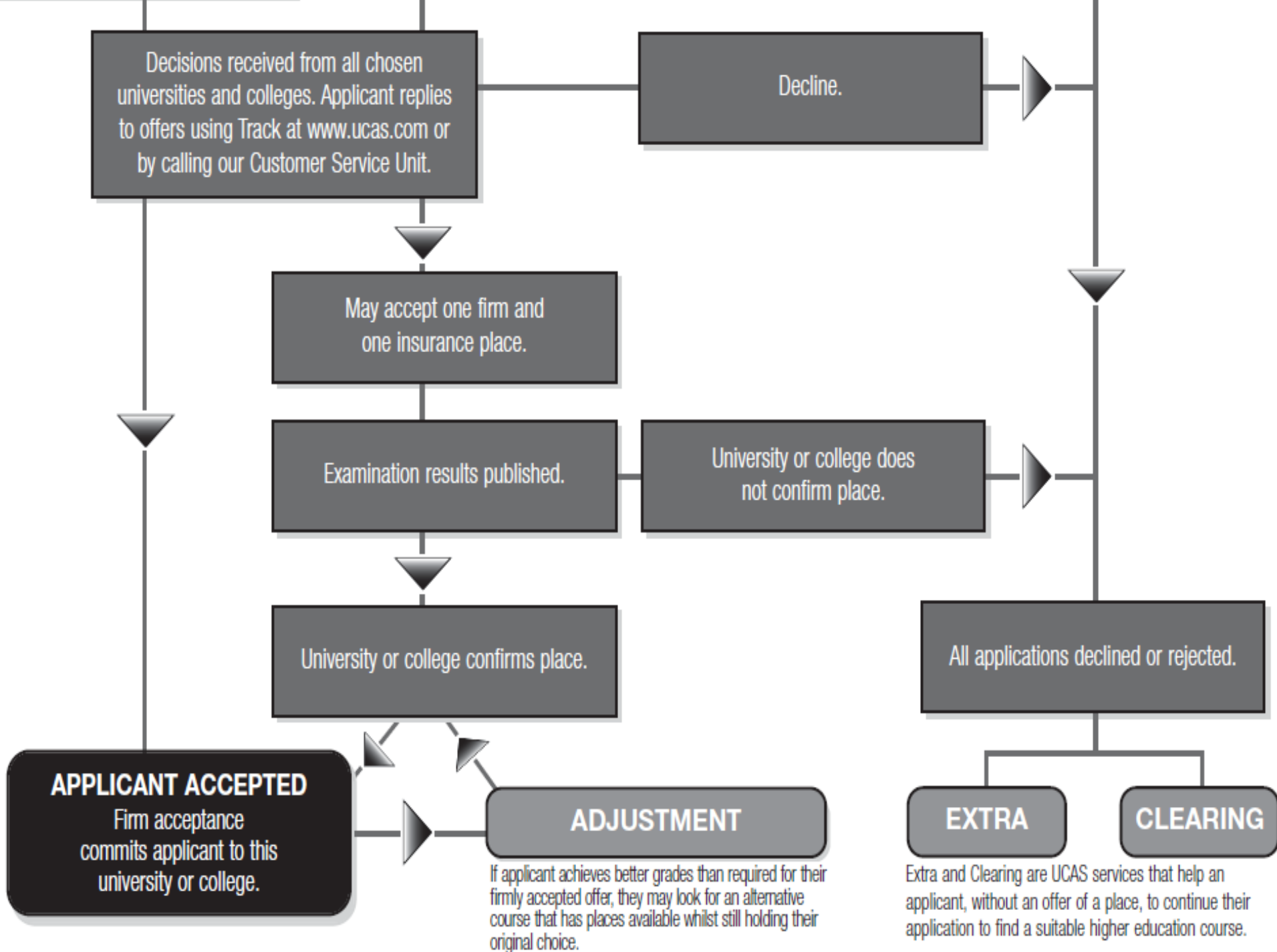


What is a personal statement?

<https://www.ucas.com/undergraduate/applying-university/how-write-ucas-undergraduate-personal-statement>

The Process





**Deadline
for all other* students**

Friday 7th November, 2025

Not applying to university?

Students not applying to University and those interested in Degree Apprenticeships as well as other options have had tutor time sessions and assemblies including how to search for opportunities and apply for vacancies.

A useful parents guide to apprenticeships can be found here:

<https://amazingapprenticeships.com/parents/>

Students and parents may also find this website especially useful:

[Not Going To Uni: Apprenticeships & Work Experience in the UK](#)

The following slide contains links that have already been shared with students



Apprenticeships

What is an apprenticeship/ degree apprenticeship? Below are three useful summaries/guides:
[https://assets.publishing.service.gov.uk/government/uploads/system/uploads/attachment_data/file/699399/Higher and degree apprenticeship fact sheet-090418.pdf](https://assets.publishing.service.gov.uk/government/uploads/system/uploads/attachment_data/file/699399/Higher_and_degree_apprenticeship_fact_sheet-090418.pdf)

<https://www.apprenticeships.gov.uk/apprentice/what-is-an-apprenticeship>

How do I find apprenticeship opportunities and vacancies? I would recommend looking at both the websites below to see really useful information about the degree apprenticeships offered by many of the bigger companies:

<https://amazingapprenticeships.com/vacancies/time-to-apply/>

[Find an apprenticeship - GOV.UK](#)

Below is the Governments **main vacancy website for apprenticeships** and new opportunities are added every day. However, not all the large employers choose to advertise their apprenticeships here e.g. Dyson, so it's also worth checking the websites of any companies that you are interested in.

www.findapprenticeship.service.gov.uk/apprenticeshipsearch