



HARDENHUISH SCHOOL – SHOW MY HOMEWORK



Show My Homework has now been used at Hardenhuish for several years and is appreciated by students/pupil, teachers and parents alike. Available through a website or through an App for smartphones or tablets, Show My Homework enables teachers to clearly explain the task that has been set, suggest how long pupils/students should spend on it and be clear on when it is due in. Teachers can also upload help sheets and other resources needed to complete homework.

All pupils/students are able to login using their usual school username and password and parents will have unique codes to Show My Homework so they can access the website or App; only seeing the homework that is relevant to them.

Parents can also see the homework set for their young person using their unique parent code. This login is used by most of our parents.

Information about how to login to Show My Homework can be found here in subsequent pages for parents and students.

The purpose of homework

Homework is an important part of pupils' and students' learning. It helps them to:

- ✓ consolidate and extend their knowledge and understanding of subjects.
- ✓ practise skills such as problem solving, research, expression and extended writing.
- ✓ build independence, self-discipline and organisational skills that will support preparation for future assessments and exams and help them to cope with future employment and life's challenges.

In addition, homework forms an important bridge between the school and parents. It provides parents with opportunities to see what their child is learning and to support their attitude to learning through positive encouragement.

How often will homework be set?

Teaching staff are mindful of the need to balance the benefits of homework with time for pupils/students to rest so, to ensure they are not overloaded with tasks, a homework timetable will be set each year by the Learning Manager that specifies what subjects can set homework on different nights. However, homework should always be relevant, challenging and meaningful and will only be set when it is appropriate to do so. We do not believe in setting meaningless tasks that do not fulfil the above criteria and, therefore, teachers may decide not to set homework each time it appears on the timetable.

The Show My Homework system has helped strengthen the communication bridge between school and home. It also helps middle and senior leaders to monitor what is being set so we can address any problems that may arise.

For more information on homework, please see the school's Homework Policy, available on the school's website.



PARENT GUIDE: HARDENHUISH SCHOOL – SHOW MY HOMEWORK

Logging in without the App

satchel:one
Together through education

Login [Forgot password?](#)

Staff Parent Student

Hardenhuish School

Enter email address or username

Enter password

Log in

Or log in with:

Sign in with Office 365

Sign in with Google

Sign in with RM Unify

Need help logging in?

Logging in as a staff member

Enter your school email address and password to access your account

Forgot password?
Reset your password using your school email address.

Email not recognized?
Ensure there are no typos or try a different email address. If you are still unable to reset your password, contact your school administrator who will be able to update your contact details.

SHOW MY HOMEWORK



Search for and visit the Satchel one Show my Homework website:

[Satchel One | Login](#)

As a parent you will need to click “I don’t have an account yet”

satchel:one
Together through education

Login [Forgot password?](#)

Staff Parent Student

☐ I already have an account

☒ I don't have an account yet

Hardenhuish School

Enter email address

Enter parent code (supplied by school)

☐ I'm not a robot

Sign up

Need help logging in?

Logging in as a parent

Sign up
To create an account, select 'I don't have an account yet'. You will need a [parent code](#).

Forgot password?
Reset your password using your school email address.

Email not recognized?
Correct any typos or try a different email address. We are not able to share any login details for security reasons.

SHOW MY HOMEWORK

Search for and select “Hardenhuish School”

Enter your unique code which has been sent to parents or guardians of all our students.

More detailed guidance regarding monitoring homework being set by teachers, the school calendar and much more please visit the Show My Homework site here: [Parents | Satchel Help Center \(satchelone.com\)](#)

If there is a problem with your account please contact the school.

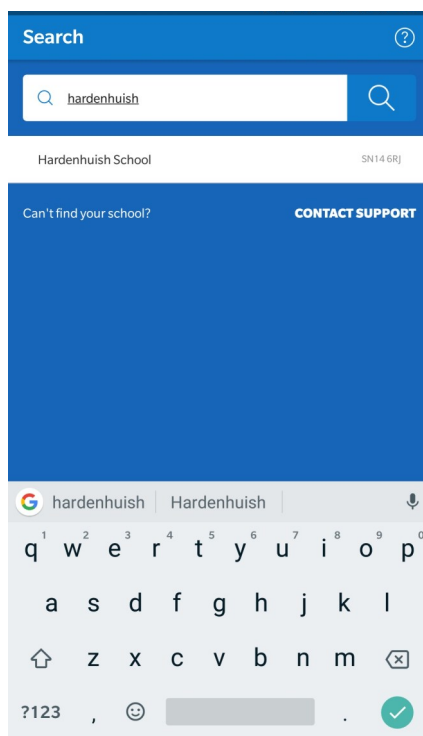


PARENT GUIDE: HARDENHUISH SCHOOL – SHOW MY HOMEWORK

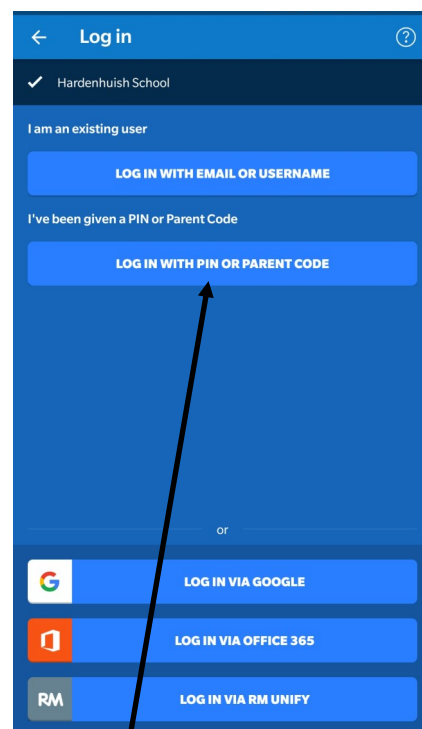
Logging in with the App



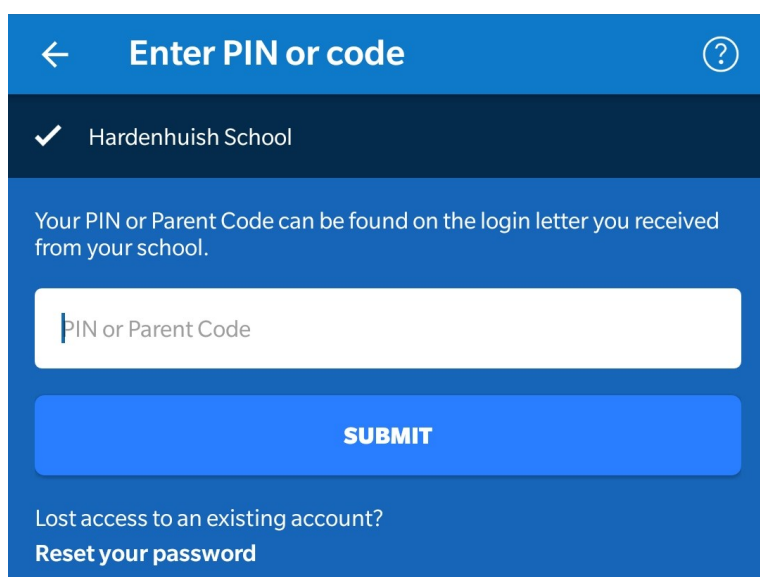
Search and download the Show My Homework App from your App store



Once the App is installed search for and select Hardenhuish School



As a parent you will need to login with the “Parent Code” which has been sent home. Contact the school if you don’t have a parent code.



More detailed guidance regarding monitoring homework being set by teachers, the school calendar and much more please visit the Show My Homework site here: [Parents | Satchel Help Center \(satchelone.com\)](#)

If there is a problem with your account please contact the school.



PARENT GUIDE: HARDENHUISH SCHOOL – SHOW MY HOMEWORK

How to add siblings if you already have an account

I have a student already at Hardenhuish, how do I add another student to my account?

Link another student to your account

Enter a Parent Code for another student to start viewing their homework.

Hardenhuish school

Enter your code

Submit

← Enter PIN or code ⓘ

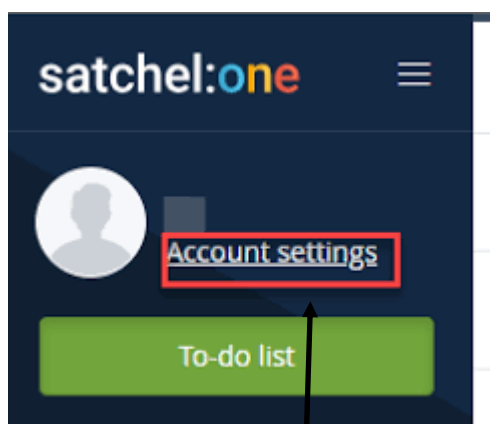
✓ Hardenhuish School

Your PIN or Parent Code can be found on the login letter you received from your school.

PIN or Parent Code

SUBMIT

Lost access to an existing account?
Reset your password

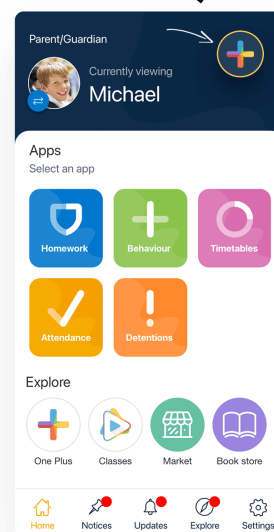


On the Website:

Log in to your existing parent account as you normally would

Click on [Account Settings](#)

Scroll down to the "Link another student to your account" section on the right and enter your parent code.




On a mobile device:

Open the App as you normally would

Open the menu and go to Settings

Select Student Management

Tap the  and enter your parent code.



STUDENT GUIDE: HARDENHUISH SCHOOL – SHOW MY HOMEWORK

Logging in without the App



Search for and visit the Show My Homework (called Satchel one) website:

As a student you will need to click “Sign in with Office 365”



The no.1 homework software for schools

Please sign-in with your school email address (username@hardenhuish.wilts.sch.uk) and your usual network password

More detailed guidance regarding show my homework please visit: <https://satchelone.com/login> If there is a problem with your account please talk to your tutor or ICT teacher

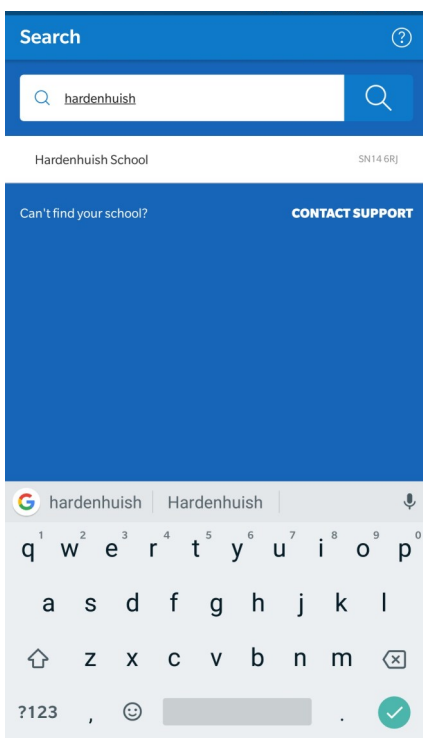


STUDENT GUIDE: HARDENHUISH SCHOOL – SHOW MY HOMEWORK

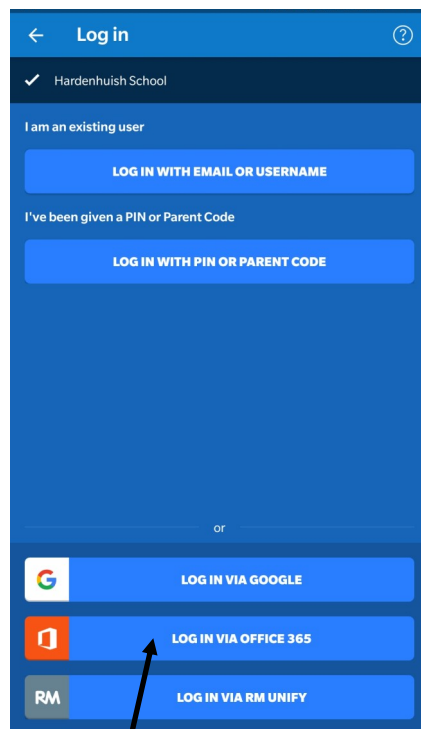
Logging in with the App




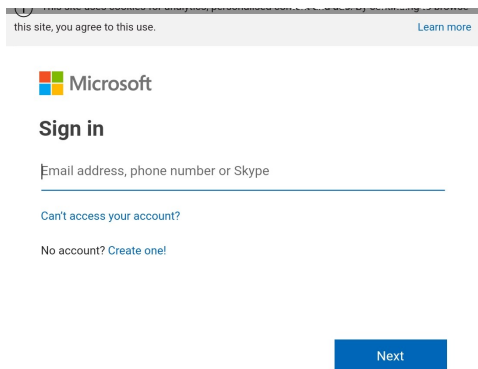
Search and download the Satchel One App from your App store



Once the App is installed search for and select Hardenhuish School



As a student you will need to tap “log in via office 365”



Please sign-in with your school email address (username@hardenhuish.wilts.sch.uk) and your usual network password