



Y10 PIAG

Agenda Items

1. Y10 & Successful Lives
2. KS4 Revision:
 - Generic - Becky Parry-Jones, Y10 Learning Manager
 - English – Sym Thompson, KS4 Co-Ordinator for English
 - Maths - Jacob Townsend, KS4 Co-Ordinator for Maths
 - Science - David Mayo, Curriculum Leader for Science
3. Y10 Mocks
4. Dates for Diary



You can submit questions throughout the PIAG.

These maybe answered throughout the presentations or covered at the end

A recording of this presentation will be available to view after the event via the same link used to join the live event



Successful Lives

Tutor Time @ Hardenhuish School:

Monday	Tuesday	Wednesday	Thursday	Friday
Tutor Choice	Assembly	Successful Lives	Successful Lives	Quiz or Tutor Choice



Term	Successful Lives	
1	Being Ambitious	Positive Thinking
2	Work Experience	Self-Promotion
3	Revision Skills	Wellbeing
4	Mock Week	Leadership
5	Mock Week Review	Wellbeing
6	WEX Health & Safety	Celebrating Success

Respect Independence
Communication
Positivity
Revision
Prejudice
Progress
Teamwork
Success
Resilience
Confidence



Successful Lives (SL)

Each theme involves one or more of the core 5 themes for SL.

Term	Successful Lives	
1	Being Ambitious	Positive Thinking
2	Work Experience	Self-Promotion
3	Revision Skills	Wellbeing
4	Mock Week	Leadership
5	Mock Week Review	Wellbeing
6	WEX Health & Safety	Celebrating Success

<u>Content</u> How are you taking the information in?	<u>Skills</u> How are you applying that learning?	<u>Feedback</u> How do you know how you are doing?
Flash Cards Mindmaps Re-reading Using text books	Planning answers Writing answers Answering questions	Handing work in Quizzes Checking answers Ask your teacher
		

Hardenhuish Headlines: Friday 19th January 2024



SL Term 3: Approaches to Revision

Retrieval practice helps students “use it or lose it,”
just like practicing a language or an instrument

Definition:

A strategy in which
**bringing information to
mind** enhances and
boosts learning.

Deliberately recalling
information forces us to
pull our knowledge
“out” and examine what
we know.

Retrieval Practice in action:

What did you get for
Christmas?

Your mind probably
brought up multiple
memories from Christmas
day to help work out what
you actually got; this is
retrieval practice!

Do now:

Copy down the definition of
retrieval practice.


Have a go at trying to ‘retrieve’
everything you learnt about
in term 1.

Reflect - how would you rate this
technique in terms of
effectiveness?

[Exam Series: Retrieval Practice -
YouTube](#)



Discussion Required




Tutor Books Required




SL Term 3: Approaches to Revision

Flash Cards: one side includes keyword/term/topic flip side has more detail

<h2>History Medicine</h2> 	<p><u>Medieval England 1250-1500</u></p> <p><u>Cause of disease and illness</u></p> <p>Punishment from God - by leading a good Christian life and donating money to the church it was thought to avoid illness.</p> <p>Astrology - the position of the stars and planets could affect people on Earth and could make people ill.</p>
<p><u>Cause of disease and illness</u></p> <p>Four Humours - Greek doctor Hippocrates suggested disease was caused by an imbalance of four liquids blood, black bile, yellow bile and phlegm.</p> <p>Miasma - disease was spread through bad smells through the air.</p> <p>Supernatural - disease could be caused by evil spirits and bad omens.</p>	<p><u>Treatment of disease - beliefs</u></p> <p>Punishment from God - Praying was the main treatment recommended by the church and people would offer candles and gifts.</p> <p>It was also believed that by starving yourself of food you could show your dedication to God.</p> <p>If the patient could afford to they could pay to have a special prayer by a priest during illness.</p>

Why are these an effective set of Flash cards?

- Brief Information
- Keywords/terms highlighted
- Able to test independently (pick a card list what you know, turn over to check (retrieval practice))



Discussion Required

[The Ultimate Flashcard Tutorial \(step by step\) – YouTube](#)
- (2:30 to 5:00)




SL Term 3: Approaches to Revision

Spaced Practice: the opposite of cramming!!!!

When you cram, you study for an intense period close to an exam.

When you space your learning, you take that same amount of study time, and spread it out across a much longer period.




[Spaced Repetition: The most powerful study technique - YouTube](#)

Do now:

1. Copy the definition of spaced practice into your books.
2. Work out how many weeks until mock week. (19th April)
3. When are you going to start your revision?
4. Reflect - how would you rate this technique in terms of effectiveness?

Discussion Required



Tutor Books Required

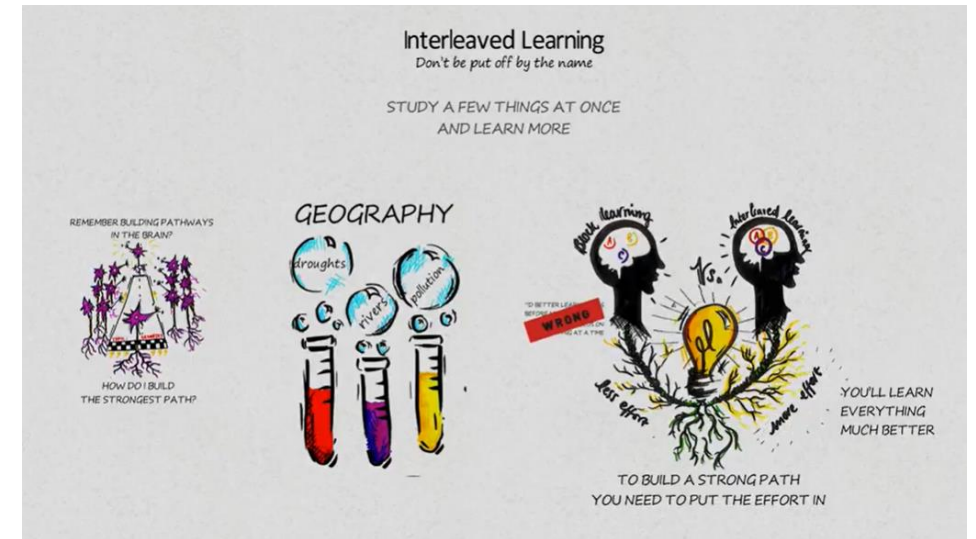


SL Term 3: Approaches to Revision

Interleaving: a process where students mix, or interleave, multiple subjects or topics while they study to improve their learning.

Do now:


1. Watch the video.
2. Copy down the definition of interleaving in your successful lives book.
3. List three subjects / topics you're going to revise this week.
4. Reflect - how would you rate this technique in terms of effectiveness?



[Interleaved Learning \(Brain Hack\) - YouTube](#)



Discussion Required



Tutor Books Required



Online Learning

A great way to revisit topics already learnt in lessons and to embed understanding where a lesson has left the pupil with questions and uncertainties

- Includes content for several subjects
- Set up individual profiles to allow pupils to personalise by selecting exams board and manage progress

BBC
BITESIZE



Delivers theory content and offering tests all of which are exam board specific

- Includes content for several subjects
- Set up individual profiles to allow pupils to personalise by selecting exams board and manage progress

Quizlet

Allows users to create revision resources for keywords and terminology – online flash cards for self-testing.



MindMup

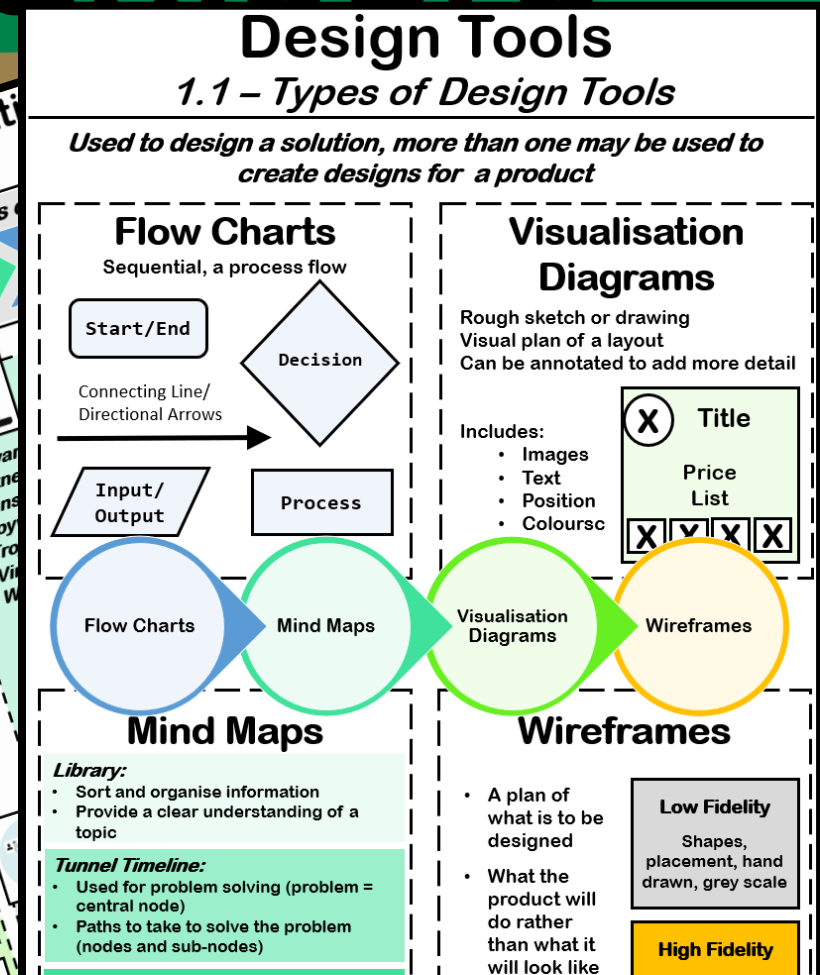
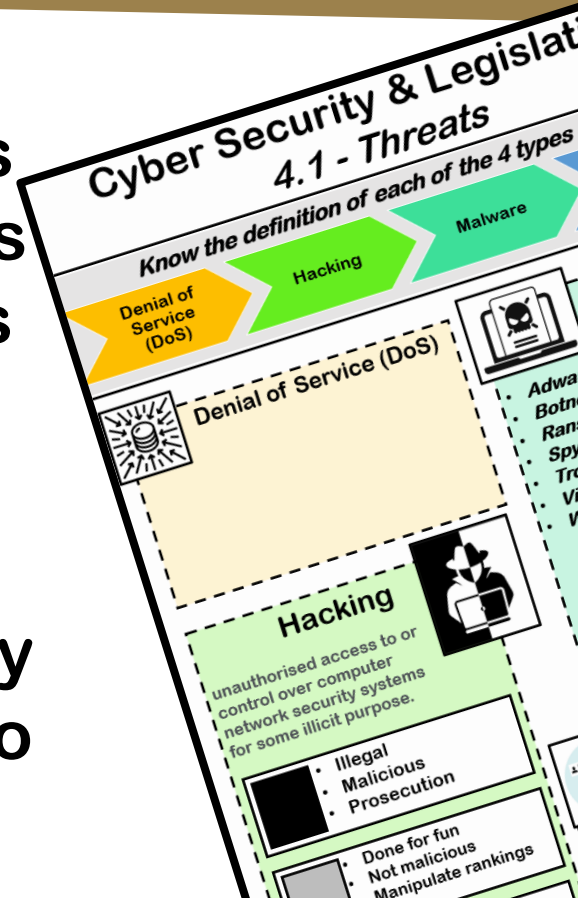
Allows users to create MindMaps to create connections to aid in revision and retrieval of information using images and text.



Knowledge Organisers

The creation of knowledge organisers is revision, as pupils are required to make brief notes on a topic, they can only do this with understanding.

The knowledge organisers are then used to revise from with key terms triggering their memory to retrieve information



Make the **Key Terms** pop out these will be needed in the exam.

Terminology will ensure you score higher in your answers.

You will also need to show an **understanding** of the key terms



Core Revision

English:

- *Sym Thompson, KS4 Co-Ordinator for English*

Maths:

- *Jacob Townsend, KS4 Co-ordinator for Maths*

Science:

- *David Mayo, Curriculum Leader for Science*





Y10 Mocks

Y10 Mock Week: Friday 19th April – Friday 26th April



- Pupils will attend school as normal 8:30am – 3pm
- All exams will take place before break or after lunch
- A maximum of 2 exams in any day

Term 4 pupils to receive a mock timetable emailed to school account, these will include:



- Date
- Time
- Duration
- Room
- Access Arrangements



Should a pupil miss an exam there will not be the opportunity to sit this exam in a mock environment



Dates for Diary

Friday 9th February:

End of Term 3

Monday 19th February:

Start of Term 4

Friday 19th April:

Start of Y10 Mocks


Friday 26th April:

Last day of Y10 Mocks

Thursday 16th May:

Y10 PPCE

WEX Reminder:



- WEX Week is 15th – 19th July
- All pupils need to secure a placement
- Forms to be completed and submitted by 4th March 2024



Any questions?

