

Term 6 2021

Isolation cover work



Term 6 2021

CONTENTS

| | |
|---------------------------------------|-----------|
| ENGLISH | 2 |
| GEOGRAPHY..... | 3 |
| MATHS | 4 |
| Maths Year 7 Term 6..... | 4 |
| Maths Year 8 Term 6..... | 7 |
| Maths Year 9 Term 6..... | 10 |
| Maths Year 10 Foundation Term 6 | 12 |
| Maths Year 10 Higher Term 6 | 13 |
| FRENCH | 15 |
| SPANISH..... | 17 |
| PSHRE | 18 |
| PE..... | 29 |
| HISTORY | 34 |
| SCIENCE..... | 36 |
| BUSINESS | 38 |

ENGLISH

| Year | Term 6 Topics | Suggested Activities | Additional Resources |
|------|--------------------------------|---|---|
| 7 | Year 7 Novel | <ul style="list-style-type: none"> - You have a copy of your class reader. Please continue reading it! - Set up a timeline for your text, recording the key events from each scene or chapter. - Set up character pages for the main characters in the story, filled with key quotations and adjectives to describe each main character - Write a review of your class reader: how many stars would you give this book? What have you enjoyed about it? | <p>You might be interested to listen to Patrick Ness talking about how he created A Monster Calls here or reading about Neil Gaiman's inspiration for The Graveyard Book here.</p> |
| 8 | 19 th Century Novel | <ul style="list-style-type: none"> - You have a copy of your class reader. Please continue reading it! - Set up a timeline for your text, recording the key events from each scene or chapter. - Set up character pages for the main characters in the story, filled with key quotations and adjectives to describe each main character | <p>If you're studying Oliver Twist, there's a range of lessons for the Oak Academy here. If you're studying Jane Eyre, Oak Academy lessons can be found here. While aimed at KS2, these Treasure Island resources might be useful to help you remember the plot of the story.</p> |
| 9 | The Crucible/Animal Farm | <ul style="list-style-type: none"> - You have a copy of your class reader. Please continue reading it! - Set up a timeline for your text, recording the key events from each scene or chapter. | <p>If you're studying Animal Farm, there's a range of lessons for the Oak Academy here. For The Crucible, this BBC Bitesize video may help with understanding Abigail's role within the play.</p> |

| | | | |
|----|---------|---|---|
| | | - Set up character pages for the main characters in the story, filled with key quotations and adjectives to describe each main character | |
| 10 | Macbeth | <p>- You have a copy of your class reader. Please continue reading it! If you're finding understanding the play difficult, you could use www.nofearshakespeare.com which will give you a modern translation.</p> <p>- Set up a timeline for the play, recording the key events from each scene</p> <p>- Set up character pages for the main characters in the story, filled with key quotations and adjectives to describe each main character</p> | <p>These performances of key moments are well worth a watch. While you watch, write down how the characters appear in that moment and record any key lines that the actors are speaking</p> <p>Act 2 Scene 1 – The Dagger Soliloquy</p> <p>Act 1 Scene 5 – Lady Macbeth</p> <p>Act 5 Scene 5 – Macbeth learns his wife has died</p> |

GEOGRAPHY

| Year | Term 6 topics | Resources/activities | Additional research/helpful links |
|------|------------------|--|---|
| 7 | Exploring Africa | <ul style="list-style-type: none"> ○ Introduction to the Physical and Human Geography of Africa- PPT ○ Nigeria- PPT ○ Democratic Republic of Congo- PPT | List of countries in Africa in alphabetical order (countries-ofthe-world.com) |

| | | | |
|----|---------------------|---|---|
| 8 | Comparing Countries | <ul style="list-style-type: none"> ○ Comparing Three countries- Task ○ Physical Geography Map of India- Task ○ Japanese Culture- PPT | Geography KS3: Exploration India - BBC Teach Japan facts National Geographic Kids (natgeokids.com) Brazil facts: learn about this cool country! National Geographic Kids (natgeokids.com) |
| 9 | Plastics | <ul style="list-style-type: none"> ○ Plastic sculpture- PPT task ○ Plastic Pollution research project- Task | Sustainability and plastics - BBC Bitesize What is the problem with plastic? - CBBC Newsround Plastic: It's in the sea, in the sky, and on the land - CBBC Newsround |
| 10 | Rivers | <ul style="list-style-type: none"> ○ Rivers booklet | Rivers and water - GCSE Geography Revision - BBC Bitesize |

MATHS

Maths Year 7 Term 6

If you are using a My Maths link, please log in using the Hardenhuish credentials (username: hardenhuish, password: ruler)

You do not need a secondary log-in – for any tasks that ask for one, just click the ‘practice’ button under the log-in boxes.

| Topic | Skill | Video link | Exercise link |
|-------|-------|------------|---------------|
|-------|-------|------------|---------------|

| | | | |
|---|---|--|---|
| Ratio 2 Ratio and proportion | <i>Simplifying ratios</i> | Simplifying Ratio Video – Corbettmaths | Questions Simplifying Ratios (corbettmaths.com) Answers Simplifying Ratios Textbook Answers – Corbettmaths |
| | <i>Sharing into a given Ratio</i> | Ratio – Sharing the total Video – Corbettmaths | Questions Ratio sharing the total (corbettmaths.com) Answers Ratio Textbook Answers – Corbettmaths |
| | <i>Direct proportion (using the unitary method)</i> | Unitary Method Video – Corbettmaths | Questions Unitary Method pdf (corbettmaths.com) Answers Unitary Method Answers pdf (corbettmaths.com) |
| | <i>Indirect proportion (using the unitary method)</i> | MyMaths Lesson - Unitary method | MyMaths Homework - Unitary method |
| | <i>Proportion and recipes</i> | Recipes Video – Corbettmaths | Questions Recipes (corbettmaths.com) Answers recipes-answers.pdf (corbettmaths.com) |

| | | | |
|--|--|--|---|
| Geometry 3 Area and perimeter | <i>Converting between metric units of measure and capacity</i> | Metric Units for Length Video – Corbettmaths Metric Units for Mass Video – Corbettmaths Metric Units for Capacity Video – Corbettmaths | Questions Metric Units (corbettmaths.com) Answers units-answers.pdf (corbettmaths.com) |
| | <i>Finding perimeters of shapes</i> | Perimeter Video – Corbettmaths | Questions Perimeter (corbettmaths.com) Answers Perimeter Textbook Answers – Corbettmaths |
| | <i>Finding areas by counting squares</i> | Area of a shape on a grid Video – Corbettmaths | Questions Area of Shapes on a Grid (corbettmaths.com) Answers Area-grid (corbettmaths.com) |
| | <i>Finding area of rectangles and shapes made up of rectangles</i> | Area of a Rectangle Video – Corbettmaths | Questions Area of a Rectangle Textbook Exercise – Corbettmaths Answers Area of a Rectangle Textbook Answers – Corbettmaths |
| | <i>Finding the area of parallelograms</i> | Area of a Parallelogram Video – Corbettmaths | Questions Area of a Parallelogram (corbettmaths.com) Answers Area-parallelogram (corbettmaths.com) |
| | <i>Use the formula for the area of a trapezium</i> | Area of a Trapezium Video – Corbettmaths | Questions Area of a Trapezium (corbettmaths.com) Answers Area-of-a-Trapezium-Answers.pdf (corbettmaths.com) |

| | | | |
|--|---|---|--|
| | Use the formula for the area of a circle | Area of a Circle Video – Corbettmaths | <p>Questions Area of a Circle (corbettmaths.com)</p> <p>Answers Area of a Circle Textbook Answers – Corbettmaths</p> |
| | Use the formula for the circumference of a circle | Circumference Video – Corbettmaths | <p>Questions Circumference (corbettmaths.com)</p> <p>Answers Circle-circumference (corbettmaths.com)</p> |

Maths Year 8 Term 6

If you are using a My Maths link, please log in using the Hardenhuish credentials (username: hardenhuish, password: ruler)

You do not need a secondary log-in – for any tasks that ask for one, just click the ‘practice’ button under the log-in boxes.

| Topic | Skill | Video link | Exercise link |
|---|---------------------------------------|---|---|
| Calculating in Ratio 3 Percentages | Percentages of an amount (non-calc) | https://corbettmaths.com/2012/08/20/percentages-of-amounts-non-calculator/ | https://corbettmaths.com/wp-content/uploads/2018/11/Percentages-of-amounts-234-pdf.pdf |
| | Percentages of an amount (calculator) | https://corbettmaths.com/2013/02/15/percentages-of-an-amount-calculator/ Multipliers: https://corbettmaths.com/2012/08/21/multipliers-for-increasing-and-decreasing-by-a-percentage/ | https://corbettmaths.com/wp-content/uploads/2013/02/percentages-calc-pdf.pdf Multipliers: https://corbettmaths.com/wp-content/uploads/2013/02/multipliers-pdf.pdf |

| | | |
|--|--|--|
| <p>Percentage increase and decrease (non-calc)</p> | <p>https://corbettmaths.com/2012/08/21/increasing-or-decreasing-by-a-percentage/</p> | <p>https://corbettmaths.com/wp-content/uploads/2018/11/Increasing-by-a-Percentage-pdf.pdf</p> |
| <p>Percentage increase and decrease (calculator & multipliers)</p> | <p>https://corbettmaths.com/2012/08/21/multipliers-for-increasing-and-decreasing-by-a-percentage/</p> | <p>https://corbettmaths.com/wp-content/uploads/2013/02/multipliers-pdf.pdf</p> |
| <p>Reverse percentages</p> | <p>Reverse Percentages Video – Corbettmaths</p> | <p>Reverse Percentages (corbettmaths.com)</p> |
| <p>Simple interest (ext. compound)</p> | <p>Simple Interest: https://app.mymaths.co.uk/105-lesson/simple-interest Compound Interest: https://corbettmaths.com/2012/08/21/compound-interest/</p> | <p>Simple Interest: https://app.mymaths.co.uk/105-homework/simple-interest Compound Interest: https://corbettmaths.com/wp-content/uploads/2019/09/Compound-Interest-pdf-1.pdf</p> |
| <p>One number as a % of another</p> | <p>https://corbettmaths.com/2012/08/21/expressing-one-quantity-as-a-percentage-of-another/</p> | <p>https://corbettmaths.com/wp-content/uploads/2013/02/expressing-as-a-percentage-pdf1.pdf</p> |
| <p>Percentage change (Profit and loss)</p> | <p>Percentage Change Video – Corbettmaths</p> | <p>Percentage Change Textbook Exercise – Corbettmaths</p> |

| | | | |
|--|-----------------------------------|---|--|
| | | | |
| Geometrical Reasoning 3 Transformations | <i>Symmetry</i> | Rotational Symmetry Video – Corbettmaths Line Symmetry Video – Corbettmaths | Rotational Symmetry pdf (corbettmaths.com) Line Symmetry Textbook Exercise – Corbettmaths |
| | <i>Reflection</i> | Reflections Video – Corbettmaths Finding the Mirror Line Video – Corbettmaths | Reflections Textbook Exercise – Corbettmaths |
| | <i>Rotation</i> | Rotations Video – Corbettmaths | Rotations Textbook Exercise – Corbettmaths |
| | <i>Translation</i> | Translations Video – Corbettmaths | Translations (corbettmaths.com) |
| | <i>Enlargements</i> | Enlargements Video – Corbettmaths | Enlargements pdf (corbettmaths.com) Enlargements with Centre of Enlargement pdf (corbettmaths.com) |
| | <i>Describing transformations</i> | Describing Enlargements Video – Corbettmaths Describing Reflections Video – Corbettmaths | (Page 4) Enlargements with Centre of Enlargement pdf (corbettmaths.com) (Pages 10-12) Reflection (corbettmaths.com) |

Maths Year 9 Term 6

If you are using a My Maths link, please log in using the Hardenhuish credentials (username: hardenhuish, password: ruler)

You do not need a secondary log-in – for any tasks that ask for one, just click the ‘practice’ button under the log-in boxes

| Topic | Skill | Video link | Exercise link |
|--|--|--|--|
| <u>Geometrical Reasoning 4</u> Trigonometry | <i>Introduction to Trigonometry</i> | Trigonometry Introduction Video – Corbettmaths | |
| | <i>Use sin / cos / tan to find missing angles in right angled triangles</i> | Trigonometry – Missing Angles Video – Corbettmaths | Question 1 Trigonometry Exercise 329 330 331 (corbettmaths.com) |
| | <i>Use sin / cos / tan to find missing lengths in right angled triangles</i> | Trigonometry – Missing sides Video – Corbettmaths | Question 2 Trigonometry Exercise 329 330 331 (corbettmaths.com) |
| <u>Manipulation of Algebra 3</u> | <i>Simplifying expressions and</i> | Collecting Like Terms Video – Corbettmaths | Collecting like terms (corbettmaths.com) |

| | | | |
|---------------------------------|---------------------------------------|---|---|
| Simplifying and brackets | <i>collecting like terms</i> | | |
| | <i>Expanding single brackets</i> | Expanding Brackets Video – Corbettmaths | Expanding Brackets (corbettmaths.com) |
| | <i>Expanding two brackets</i> | Expanding Two Brackets Video – Corbettmaths | Expanding Two Brackets (corbettmaths.com) |
| | <i>Factorising</i> | Factorisation Video – Corbettmaths | Factorisation (corbettmaths.com) |
| | <i>Factorising with two brackets</i> | Factorising Quadratics 1 Video – Corbettmaths | Factorising Quadratics (corbettmaths.com) |
| | <i>Solving linear inequalities</i> | Solving inequalities Video – Corbettmaths | Solving Inequalities (corbettmaths.com) |
| | <i>Solving simultaneous equations</i> | Simultaneous Equations – Elimination Video – Corbettmaths | Simultaneous Equations (corbettmaths.com) |
| | | Column Vectors Video – Corbettmaths | Column Vectors (corbettmaths.com) |

| | | | |
|---|--|--|--|
| <u>Geometrical Reasoning 5</u> Vectors | <i>Use column vectors</i> | | |
| | <i>Vector pathways around a shape.</i> | Vectors Video – Corbettmaths | Vectors (corbettmaths.com) |

Maths Year 10 Foundation Term 6

| Topic | Skill | Video Link | Exercise Link |
|--------------------------|-------------------------------|---|---|
| A-4 Formulae | Substitution into expressions | http://corbettmaths.com/2012/08/20/substitution-into-expressions/ | https://corbettmaths.com/wp-content/uploads/2013/02/substitution-pdf.pdf |
| | Rearranging formula | http://corbettmaths.com/2013/12/23/changing-the-subject-video-7/ | http://corbettmaths.com/wp-content/uploads/2013/02/changing-the-subject-pdf.pdf |
| N6 - Factors & Multiples | Factors, Multiples and Primes | http://corbettmaths.com/2012/08/11/1335/ http://corbettmaths.com/2012/08/24/factors/ http://corbettmaths.com/2013/03/24/prime-numbers/ | https://corbettmaths.com/wp-content/uploads/2013/02/multiples-factors-primes-pdf.pdf |

| | | | |
|----------------------------------|----------------------------|---|---|
| | LCM and HCF | http://corbettmaths.com/2012/08/20/product-of-primes/ http://corbettmaths.com/2012/08/20/lcm-and-hcf-using-product-of-primes/ | https://corbettmaths.com/wp-content/uploads/2013/02/product-of-primes-pdf1.pdf |
| G4 - Pythagoras and Trigonometry | Pythagoras's Theorem | http://corbettmaths.com/2012/08/19/pythagoras-video/ | Pythagoras (corbettmaths.com) |
| | Trigonometry missing angle | http://corbettmaths.com/2013/03/30/trigonometry-introduction/ http://corbettmaths.com/2013/03/30/trigonometry-missing-sides/ http://corbettmaths.com/2013/03/30/trigonometry-missing-angles/ | Trigonometry (corbettmaths.com) |

Maths Year 10 Higher Term 6

| Topic | Skill | Video Link | Exercise Link |
|-------------|-----------------|--|--|
| G4 - Volume | Area of Circles | http://corbettmaths.com/2013/12/22/area-of-a-circle-video-40-and-59/ http://corbettmaths.com/2013/12/22/area-of-a-circle-video-40-and-59/ | Area of a Circle (corbettmaths.com) |

| | | |
|---------------------------|--|---|
| Circumference of Circles | http://corbettmaths.com/2013/12/21/circumference-video-60/ http://corbettmaths.com/2012/08/02/perimeter-of-a-semi-circle/ | Circumference (corbettmaths.com) |
| Volume of a Cylinder | http://corbettmaths.com/2013/02/15/volume-of-a-cylinder/ | https://corbettmaths.com/2019/09/09/volume-of-a-cylinder-practice-questions/ |
| Surface area of cylinders | http://corbettmaths.com/2013/04/04/surface-area-of-a-cylinder/ | Surface area of a cylinder (corbettmaths.com) |
| Volume of pyramids | http://corbettmaths.com/2013/03/05/volume-of-a-pyramid/ | Volume of a Pyramid (corbettmaths.com) |
| Volume of spheres | http://corbettmaths.com/2013/03/03/volume-of-a-sphere/ | http://corbettmaths.com/wp-content/uploads/2013/02/volume-of-a-sphere-pdf.pdf |
| Volumes of cones | http://corbettmaths.com/2013/03/03/volume-of-a-cone/ | http://corbettmaths.com/wp-content/uploads/2013/02/volume-of-a-cone-pdf.pdf |
| Surface area of spheres | http://corbettmaths.com/2013/03/26/surface-area-of-a-sphere/ | https://corbettmaths.com/wp-content/uploads/2013/02/surface-area-sphere-pdf.pdf |

| | | | |
|----------------|------------------------------------|--|---|
| | Surface area of cones | http://corbettmaths.com/2013/10/24/surface-area-of-cone/ | Surface Area of a Cone (corbettmaths.com) |
| N3 - Fractions | Adding, Subtracting fractions | http://corbettmaths.com/2012/08/21/fractions-addition-and-subtraction/ | Addition of Fractions (corbettmaths.com) |
| | Multiplying and Dividing Fractions | http://corbettmaths.com/2012/08/21/division-with-fractions/ http://corbettmaths.com/2012/08/21/multiplying-fractions-2/ | Multiplying Dividing Fractions (corbettmaths.com) |

FRENCH

| Year | Term 6 topics | resources/activities | additional research/helpful links |
|------|---------------|---|---|
| 7 | Holidays | link to lesson ppts on sharepoint | Quizlet: VT's www.linguascope.com username:hardenhuish, password:time4langs Beginner French: all topics |
| 8 | Story making | Link to lesson ppts on sharepoint | Linguascope username:hardenhuish, password:time4langs Beginner French:all topics |

| | | | |
|----|---|--|--|
| 9 | <p><i>Holidays</i> <i>La Francophonie</i></p> | <p>Lesson ppts and resources Term 6 sharepoint</p> | <p>Linguascope/ beginner/ all topics username: hardenhuish, password: time4langs</p> <p>Quizlet</p> <p>SENECA</p> <p>Active learn: Studio 2 module 6</p> <p>Languages online: grammar and topics KS3 bitesize: https://www.bbc.co.uk/bitesize/subjects/zgdqxb</p> <p>AGAT: https://www.1jour1actu.com/monde/francophonie-64120 https://www.1jour1actu.com/monde/pourquoi-parle-t-on-francais-en-dehors-de-la-france https://www.1jour1actu.com/culture/le-francais-la-fte</p> |
| 10 | <p><i>Social issues</i></p> | <p>Subject resources link on sharepoint Term 6</p> | <p>Quizlet</p> <p>Kerboodle textbook (online) Ask your teacher if you have forgotten your log in details</p> <p>GCSE Bitesize Languagesonline – revision on tenses</p> <p>Seneca AQA GCSE 2.2 Social issues 2.21 charity 2.2.2healthy living 2.2.3 unhealthy living and illness</p> |

SPANISH

| Year | Term 6 topics | resources/activities | additional research/helpful links |
|------|---|---|---|
| 7 | My town Telling the time Free time Opinions What you're going to do | https://hardenhuish.sharepoint.com/:f:/r/sites/subjects/Sp/Resources/1.%20Key%20Stage%203/Year%2007/Term%206?csf=1&web=1&e=p8fQdO | Year 7 SPANISH Quizlet Folder Year 7 SPANISH VT sets QUIZLET |
| 8 | Holidays Modes of transport Weather | https://hardenhuish.sharepoint.com/:f:/r/sites/subjects/Sp/Resources/1.%20Key%20Stage%203/Year%2008/Term%206?csf=1&web=1&e=J8LLnz | Year 8 SPANISH Quizlet Folder KS3 SPANISH Vocab Quizlet sets Year 8 SPANISH VT sets QUIZLET |

| | | | |
|----|--|---|--|
| 9 | <p>Things I'm crazy about</p> <p>My favourite Music</p> <p>Liking people</p> <p>Talking about Talent</p> <p>Film work - Valentín</p> | https://hardenhuish.sharepoint.com/:f:/r/sites/subjects/Sp/Resources/1.%20Key%20Stage%203/Year%2009/Term%206?csf=1&web=1&e=Cmc9cn | Year 9 SPANISH Quizlet Folder |
| 10 | <p>Unit 6 – Social Issues</p> <ul style="list-style-type: none"> • Me gustaría ayudar • Obras benéficas • una vida sana • ¿Qué opinas? | https://hardenhuish.sharepoint.com/:f:/r/sites/subjects/Sp/Resources/2.%20Key%20Stage%204/Year%2010/Term%2006%20Unit%206%20Social%20Issues?csf=1&web=1&e=iTczMF | Year 10 SPANISH VT sets Quizlet SPANISH GRAMMAR Quizlet sets Social Issues Quizlet set Social Issues HIGHER set |

PSHRE

| Year | Topic | Resources/Activities | Research/Helpful Links |
|------|---|---|---|
| 7 | <p>Heathy Living</p> <p>Lesson 1 & 2: Body Image</p> | <p>Starter: What do you think body image means?</p> <p>Task 1: Click on the BBC Bitesize link. Read the page and watch the videos.</p> <p>Task 2: Using what you have learned from watching the video clips come up with a plan for a school campaign about 'Bright Body Talk'.</p> | Home Learning with BBC Bitesize - Wellbeing for Year 7 - BBC Bitesize |

| | | | |
|--|-------------------------------------|--|--|
| | <p>Lesson 3: Smoking</p> | <p>See if you can use what you have learned to be more wary of images that you see in the media.</p> <p>Have a look at images of celebrities online and list the ways that you think an image might have been changed. Write down the different ways you think an image or situation could have been manipulated.</p> <p>Design a poster for the campaign and think about the key messages you would like to get across.</p> <p>Starter: Can you find out 5 different ingredients in a cigarette?</p> <p>Task 1: Create a mindmap with as many ideas as you can about why people choose to smoke cigarettes. Which do you think is the most common reason and why?</p> <p>Task 2: Can you research the ways that people can be helped to stop smoking?</p> <p>Task 3: Write a letter to someone who wants to quit smoking. Give them advice about the best way(s) to quit.</p> <p>Task 4: What are the benefits of stopping smoking? Look at the Nicorette website and find 5 different benefits. Which of these benefits do you think would convince the most smokers to quit smoking?</p> <p>Starter: How many teeth do children have? How many teeth do adults have? Why is this number different?</p> | <p>NHS stop smoking services help you quit - NHS (www.nhs.uk)</p> <p>Benefits of Quitting Smoking Nicorette</p> |
|--|-------------------------------------|--|--|

| | | | |
|--|---|--|--|
| | <p>Lesson 4: Oral Health</p> | <p>Task 1: Read the article ‘How to keep your teeth clean’ and answer the following questions:</p> <ul style="list-style-type: none"> A) When should you brush your teeth? How long should you spend doing this each time? B) What is plaque and why should we try to avoid it building up? C) What is fluoride and where can we find it? D) Give one benefit of regular flossing <p>Task 2: Watch the video on dental health. Write down the dental health issues identified and ways that they can be treated.</p> <p>Task 3: How can you make sure brushing your teeth is a part of your everyday routine? What can you do to remind yourself?</p> <p>Starter: Complete the true/false quiz on sun safety.</p> <p>Task 1: Read through the information slides about sunscreen and UV rays.</p> <p>Task 2: Design your own sunscreen- Consider:</p> <ul style="list-style-type: none"> • What it looks like • Who it’s aimed at • What it’s called • The important information it should include on the bottle <p>Task 3: What is the most important piece of information you have learned about sun safety?</p> | <p>How to keep your teeth clean - NHS (www.nhs.uk)</p> <p>Oral Health Awareness - YouTube</p> <p>Sun Safety Updated 2019.pptx (sharepoint.com)</p> |
| | <p>Lesson 5: Sun Safety</p> | | |

| | | | |
|--|--|---|---|
| | <p>Lesson 6: Watching our wellbeing</p> | <p>Starter: We know that being healthy isn't just about our physical wellbeing, but our mental wellbeing too. Why do you think our mental wellbeing is important?</p> <p>Task 1: Watch the video on the five ways of wellbeing, note down what they are.</p> <p>Task 2: For each of the five ways of wellbeing, can you think of ways that you can include these in your life? E.g. Connect – how can you connect with others regularly?</p> <p>Task 3: 'Mental wellbeing and physical wellbeing are closely connected'. Do you agree or disagree with this statement? Explain your opinion with reasons for each side of the argument.</p> | <p>The Five Ways to Wellbeing - boosting mental wellbeing - YouTube</p> |
|--|--|---|---|

| Year | Term 6 topics | resources/activities | additional research/helpful links |
|-------|---------------|---|-----------------------------------|
| 8 & 9 | Big Questions | <p>Week commencing 21/6 Pick one of the questions below and write a response. You should give at least 2 arguments on each side before coming to a conclusion. Try to include examples to support points made.</p> <p><i>‘Diesel cars should be banned in the UK’</i></p> <p><i>‘Scotland should be granted independence from the UK’</i></p> <p>Week commencing 28/6 Pick one of the questions below and write a response. You should give at least 2 arguments on each side before coming to a conclusion. Try to include examples to support points made.</p> <p><i>‘Vaccinations should be made compulsory’</i></p> <p><i>‘Energy drinks should be banned in the UK’</i></p> <p>Week commencing 5/7 Pick one of the questions below and write a response.</p> | |

| | | | |
|--|--|---|--|
| | | <p>You should give at least 2 arguments on each side before coming to a conclusion. Try to include examples to support points made.</p> <p><i>'Premiership footballers should have to donate 10% of their earnings to charity'</i></p> <p><i>'Covid 19 has brought out the best in humanity'</i></p> <p>Week commencing 12/7 Pick one of the questions below and write a response. You should give at least 2 arguments on each side before coming to a conclusion. Try to include examples to support points made.</p> <p><i>'The legal age a person can get married should be increased to 18'</i></p> <p><i>'The G7 summit was a necessary reason for world leaders to travel to the UK'.</i></p> | |
|--|--|---|--|

| Year 9 Law, War and More | Term 6 topics | Resources/activities | Additional research/helpful links |
|--------------------------------|-----------------------------|---|--|
| W/C 21/6 | Modern war conflict project | <p style="text-align: center;">What is war?</p> <p>Choose a conflict to research (you may wish to choose conflict in Syria, Myanmar, Israel and Palestine, Mozambique but you are welcome to choose any modern day conflict). Modern day means it is either still going on or has only recently ended.</p> <p>For your chosen conflict you must explain why the conflict has happened.</p> <p>Create a timeline of events – when did the conflict begin? Have there been certain key developments such as the involvement of other nations?</p> <p>You may wish to include newspaper headlines, maps etc to really help us to understand the nature of the conflict.</p> | <p>Why has the Syrian war lasted 10 years? - BBC News</p> <p>Syria's war explained from the beginning Syria News Al Jazeera</p> <p>Syria conflict explained: How did we end up here? (usatoday.com)</p> <p>Israel-Gaza: Young Americans on the conflict - and online activism - BBC News</p> <p>Israel-Palestinian conflict: False and misleading claims fact-checked - BBC News</p> <p>Israel Palestine conflict explained: A simple timeline and map World News Express.co.uk</p> <p>Israel-Gaza violence: The conflict explained - BBC News</p> |
| W/C 28/6 | Project continued | <p style="text-align: center;">The human impact</p> <p>This week we are thinking about how your chosen conflict has impacted humans.</p> <p>You will need to inform the class about how the conflict has affected the lives of people living in the warzone. Have people lost their lives? Have their</p> | <p>Mozambique's conflict and the question of foreign intervention Conflict News Al Jazeera</p> <p>Mozambique conflict: What's behind the unrest? - BBC News</p> |

| | | | |
|-------------|-------------------|---|--|
| | | <p>livelihoods changed? Consider ways in which people may be suffering as a result of war – have they lost their homes for example?</p> <p>Can you find a real-life account of someone’s experiences and tell us about it? You may want to present this as an interview in your pair.</p> | <p>World Report 2021: Mozambique Human Rights Watch (hrw.org)</p> <p>Myanmar coup: What is happening and why? - BBC News</p> <p>Myanmar Rohingya: What you need to know about the crisis - BBC News</p> <p>The decades-long civil war you've never heard of - CNN</p> <p>Amnesty International Home Amnesty International UK</p> |
| W/C 5/7 | Project continued | <p>The environmental and economical impact</p> <p>You may choose this week to research either one or both of the environmental and economical impact of your chosen conflict: How has the conflict affected the infrastructure of the country? Has the conflict caused pollution? How? Has the conflict had a financial cost? Have other nations given aid either financially or in another way?</p> | |
| W/C 12/7 | Presentation | <p>Following all the research, create a presentation, written/word/PPT. Aim for the following criteria; You have explained your chosen conflict in some detail and your timeline is clear and thorough. You have explained in detail at least three ways in which human lives have been affected by the conflict and provided a real life story to support your explanation.</p> | |

| | | | |
|--|--|---|--|
| | | <p>You have clearly explained ways in which the conflict has impacted both the environment and the economy. You have used a wide range of research sources.</p> | |
|--|--|---|--|

| Year 10 H&S | Term 6 topics | resources/activities | additional research/helpful links |
|----------------|--------------------------------|---|-----------------------------------|
| W/C 21/6 | LO4 – Safety procedures | <p>Table 4.1 What are the different safety procedures and how do they protect the individual?</p> <p>Table 4.2 What are the different safety measures and how do they protect individuals. Create two concept maps fro each. Test yourself at the end using the ‘now test yourself’ questions.</p> | Revision book, page 70-71 |
| W/C 28/6 | Emergency procedures | <p>Read through the content and then test yourself from the ‘Now test yourself box.’ We have completed fire procedures in class, so focus on Evacuation and First Aid and how emergency procedures protect individuals.</p> | Revision book page 72-73 |
| W/C 5/7 | Equipment considerations | <p>Create a document for each of the headings, Staff training and Equipment safety. Why should equipment be fit for purpose and why should regular maintenance checks be carried out? Finally, how does equipment considerations improve safety? ‘Now test yourself.’</p> | Revision book page 74-75 |
| W/C 12/7 | Moving and handling techniques | <p>Condense the information into one document. How do you think moving and handling techniques protect individuals? ‘Now test yourself.’ See additional learning using revision activity.</p> | Revision book page 76-77 |

| Year 10 RS | Term 6 topics | resources/activities | additional research/helpful links |
|---------------|--|---|---|
| W/C 21/6 | Holy War | <p>Refer to study Guide. Read and make notes on Holy War, the reasons for them. Refer to the Crusades, Christianity and Islam. Test yourself at the end. Pages 18-19</p> | <p>Religion, Peace and Conflict Study guide</p> |
| W/C 28/6 | Pacifism | <p>What is pacifism and what are the two types? Answer the 'see what you think' statement. Summarise the Islamic and Christian responses to pacifism. Challenge: What does Hinduism have to say about pacifism?</p> | <p>Study guide pages 20-22</p> |
| W/C 5/7 | Nuclear weapons and nuclear deterrence | <p>What are nuclear weapons? Why do countries feel they need them? What are the arguments to support them/not to support them? Research the two types of weapons of mass destruction, chemical and biological. What does Christianity and Islam say about nuclear weapons? Any differences or similarities?</p> | <p>Study guide pages 26-30 Nuclear weapons - War and peace - GCSE Religious Studies Revision - BBC Bitesize</p> |
| W/C 12/7 | Responses to victims of war | <p>Using the study guide pages and the internet, research how Christian and Muslim agencies support victims of war. Go to Christian Aid and Caritas, and for Islam Islamic Relief and Muslim Aid.</p> | <p>Study guide pages 32-33</p> |

PE

| Year | Term 6 topics | resources/activities | additional research/helpful links |
|----------|--|---|--|
| <u>7</u> | <p><u>Cricket</u></p> <p><u>Rounders</u></p> <p><u>Softball</u></p> | <p>Create a series of posters for either Cricket, Rounder and Softball covering one of the following topics</p> <ul style="list-style-type: none"> -Rules -Scoring -Positions | <p>Cricket Factfile</p> <p>Cricket - an overview and history of the sport - Cricket - factfile - GCSE Physical Education Revision - OCR - BBC Bitesize</p> <p>Rounders Factfile</p> <p>Rounders Facts for Kids KidzSearch.com</p> <p>Softball Factfile</p> <p>Softball Facts (softschools.com)</p> |
| <u>7</u> | <u>Fitness</u> | <p>The Year 7 Health & Fitness link opposite will take you to the content you are have covered in your single lessons during term 4.</p> <ul style="list-style-type: none"> - Produce a poster to include all the muscles and bones that we would like you to learn. - Produce a step by step guide of how to complete the fitness test that you been doing in your single lessons. <p>The link opposite will take you to our Hardenhuish PE You Tube channel. If for any reason it does not work then you can just search for 'Hardenhuish PE' on You Tube to find it.</p> | <p>Year 7 Health & Fitness</p> <p>https://hardenhuish.sharepoint.com/:b:/s/subjects/Pe/EbdGpv5PiFNPhPtU6jJ7m3lBxmxB0je4s_TLSlcYqXg5w?e=U2KWAd</p> <p>Hardenhuish You Tube Channel</p> <p>https://www.youtube.com/channel/UCNsj4g2qX3q2EK5_rjmYA/playlists</p> <p>Extension Task - PE-opoly Fitness game to play at home</p> <p>https://hardenhuish.sharepoint.com/:p:/s/subjects/Pe/EbHmjsSwTd5ErXNQRJE34GcBekl4RGGnQsNni55AFz0ZAA?e=fl54dv</p> |

| | | | |
|----------|---|---|--|
| | | There are numerous videos and joe Wicks style workouts that you can complete. We will also be adding more to this channel as the year progress | |
| 8 | <u>Cricket</u> <u>Rounders</u> <u>Softball</u> | <p>Create a series of posters for either Cricket, Rounders or softball covering each of the components of fitness below. Each poster should outline why that component of fitness is important and how you could improve it</p> <ul style="list-style-type: none"> - Cardiovascular Endurance - Flexibility - Muscular Endurance - Power - Agility | <p>Cricket Factfile</p> <p>Cricket - an overview and history of the sport - Cricket - factfile - GCSE Physical Education Revision - OCR - BBC Bitesize</p> <p>Rounders Factfile</p> <p>Rounders Facts for Kids KidzSearch.com</p> <p>Softball Factfile</p> <p>Softball Facts (softschools.com)</p> |
| | <u>Fitness</u> | <p>The Year 8 Health & Fitness link opposite will take you to the content you are covering in your single lessons during term 4.</p> <ul style="list-style-type: none"> - Produce a poster to include all the muscles and bones that we would like you to learn. - Produce a poster that explains different methods of training that you been doing in your single lessons and give examples of different sporting stars who would use that training method -Interval/Hill Training -Circuit Training | <p>Year 8 Health & Fitness</p> <p>https://hardenhuish.sharepoint.com/:b:/s/subjects/Pe/EboQYF4HBgBktVxk4iA-GcBLbMGOcavPBGW22VhllCBg?e=cPIWEW</p> <p>Hardenhuish You Tube Channel</p> <p>https://www.youtube.com/channel/UCNsj4g2qX3q2EK5_rijmYA/playlists</p> <p>Training Methods</p> <p>https://www.bbc.co.uk/bitesize/guides/z9ntfrd/revision/2</p> |

| | | | |
|----------|--|---|---|
| | | <p>-Fartlek Training</p> <p>-Weight Training</p> <p>-Plyometric Training</p> <p>-Continuous Training</p> <p>The link opposite will take you to our Hardenhuish PE You Tube channel. If for any reason it does not work then you can just search for 'Hardenhuish PE' on You Tube to find it.</p> <p>There are numerous videos and joe Wicks style workouts that you can complete. We will also be adding more to this channel as the year progresses.</p> | <p>Extension Task - PE-opoly Fitness game to play at home</p> <p>https://hardenhuish.sharepoint.com/:p:/s/subjects/Pe/EbHmjsSwTd5ErXNQRJE34GcBekl4RGGnQsNni55AFz0ZAA?e=f154dv</p> |
| 9 | <p><u>Cricket</u></p> <p><u>Rounders</u></p> <p><u>Softball</u></p> | <p>Develop a series of posters that cover the following topics for either Rounders, Softball or Cricket</p> <ul style="list-style-type: none"> - Rules & regulation (positions, scoring, pitch / court etc) - An outline of the history of the game. - Tactics that are used within the games. - A poster that can be used to advertise extra-curricular netball and rugby clubs at Hardenhuish. Think about the benefits you would get from taking part. | <p>Badminton Factfile</p> <p>Cricket - an overview and history of the sport - Cricket - factfile - GCSE Physical Education Revision - OCR - BBC Bitesize</p> <p>Rounders Factfile</p> <p>Rounders Facts for Kids KidzSearch.com</p> <p>Softball Factfile</p> <p>Softball Facts (softschools.com)</p> |

9

Sports Leaders

Create a poster explaining the roles of a sports leader and referee/umpire in sport

Produce a resource bank focusing on different drills related to passing in the following sports:

-Rounders

-Softball

-Athletics

Remember to include on your drills what equipment you need and how you are going to organise each one.

Each plan should include:

- An introduction explaining what is going to happen

- Arrows to show direction of the ball and the players

You may find it easier to get pictures from the internet rather than trying to explain in words.

Sports Leaders

<https://www.bbc.co.uk/bitesize/guides/z2sbkqt/revision/1>

Rounders

[Rounders Warm up Games - YouTube](#)

[Rounders Drills Conditioned games Coaching Skills | Sportplan](#)

Softball

[Softball Spot - Fastpitch softball drills for hitting, pitching, defense and more \(softball-spot.com\)](#)

[Softball Spot - Fastpitch softball drills for hitting, pitching, defense and more \(softball-spot.com\)](#)

Athletics

[Athletics - GCSE Physical Education Revision - OCR - BBC Bitesize](#)

[Speed Training Drills : 16 Acceleration Starts For Athletes - YouTube](#)

| | | | |
|-----------|----------------|---|--|
| | | | <p>Long Jump Drills For Track And Field Training Track And Field Training - YouTube</p> <p>throwing Athletics Drills, Videos and Coaching Plans - Sportplan</p> |
| 10 | GCSE PE | <p>Please make notes on the following topics. You can also use BBC bitesize to test your understanding</p> <p>Links have been provided.</p> <ul style="list-style-type: none"> • Participation in sport • Social groupings • Family education, time and cost in sport <p>If you have already collected video evidence of your practical sports, you can start editing your videos to clip together for submission.</p> <p>If unsure please contact your class teacher njp@hardenhuish.wilts.sch.uk or hfc@hardenhuish.wilts.sch.uk</p> | <p>Participation in sport and influencing factors - Social groupings and participation in sport - OCR - GCSE Physical Education Revision - OCR - BBC Bitesize</p> <p>Age, gender, ethnicity, religion and culture and sport - Social groupings and participation in sport - OCR - GCSE Physical Education Revision - OCR - BBC Bitesize</p> <p>Family, education, time and cost in sport - Social groupings and participation in sport - OCR - GCSE Physical Education Revision - OCR - BBC Bitesize</p> |

| | | | |
|-----------|----------------------|--|---|
| 10 | Sport Studies | Continue to work on tasks that you have been directed by your class teacher. If unsure please contact ejb@hardenhuish.wilts.sch.uk or lx@hardenhuish.wilts.sch.uk | |
| 10 | Core PE | <p>The link opposite will take you to our Hardenhuish PE You Tube channel. If for any reason it does not work then you can just search for 'Hardenhuish PE' on You Tube to find it.</p> <p>There are numerous videos and joe Wicks style workouts that you can complete. We will also be adding more to this channel as the year progresses.</p> | <p>Hardenhuish You Tube Channel</p> <p>https://www.youtube.com/channel/UCNsj4g2qX3q2EK5_rijmYA/playlists</p> <p>Extension Task - PE-opoly Fitness game to play at home</p> <p>https://hardenhuish.sharepoint.com/:p:/s/subjects/Pe/EbHmjsSwTd5ErXNQRJE34GcBekl4RGGnQsNni55AFz0ZAA?e=f154dv</p> |

HISTORY




| Year | Term 6 topics | Resources/activities | Additional research/helpful links |
|------|---------------|---|--|
| 7 | Medieval | https://hardenhuish.sharepoint.com/:f:/r/sites/subjects/Hi/Resources/Year%207/Medieval%20Queens%20SOW?csf=1&web=1&e=sg9K0F | She Wolves documentary Episode one can be streamed from our Sharepoint |


| | | | |
|----|------------------------------------|--|--|
| | Queens | | https://hardenhuish.sharepoint.com/:f:/r/sites/subjects/Hi/Resources/_Videos/She%20Wolves?csf=1&web=1&e=n9BIPW |
| 8 | Russian Revolution | https://hardenhuish.sharepoint.com/:f:/r/sites/subjects/Hi/Resources/Year%208/New%20Russian%20Revolution/Russia%20NEW%20Y8%20SOW?csf=1&web=1&e=eO1K3m | <p>BBC Bitesize Russian Revolution videos and information shortened</p> <p>https://www.bbc.co.uk/bitesize/topics/zp94jxs</p> <p>Lucy Worsley's Russian Revolution documentary</p> <p>https://www.youtube.com/watch?v=3wDHtBY9Pc</p> |
| 9 | The Holocaust | <p>This a sensitive topic and the resources provided are appropriate for home school learning, but they will be different to what we cover in class, which is more controlled environment to discuss these issues</p> <p>https://hardenhuish.sharepoint.com/:f:/r/sites/subjects/Hi/Resources/Year%209/05%20The%20Holocaust/Homelearning%20Tasks?csf=1&web=1&e=TKIWLg</p> | <p>BBC Teach – stories of the Holocaust for KS3. Lots of videos to pick and choose. You could use them to create an information booklet</p> <p>https://www.bbc.co.uk/teach/class-clips-video/history-ks3-gcse-children-of-the-holocaust/zddgnrd</p> |
| 10 | Historic environment Western Front | <p>This is completed through a booklet which contains all the tasks to be completed. The resource folder link below takes you to the individual lesson resources, but the second link takes you to the booklet which you will be able to view.</p> | <p>Compilation of Western Front videos made by Mr Arkinstall</p> <p>(https://www.youtube.com/watch?v=7vbgRe4vPxU&list=PLRSJ6p0EUTlvisU3U7DEntW14aqvcWBCo)</p> <p>Additional youtube videos on WW1 medicine can be found here</p> |

| | | |
|----------|--|---|
| Medicine | https://hardenhuish.sharepoint.com/:f:/r/sites/subjects/Hi/Resources/Year%2010/02%20Medicine%201250-2000/Historic%20Environment%20-%20western%20front?csf=1&web=1&e=Ur8Fdi https://hardenhuish.sharepoint.com/:w:/s/subjects/Hi/EZgxwPB9NM5HiDgagEXeLY0BGiWrvCP_LXaDggl_zyFPEg?e=bK8pno (booklet to work through) | https://www.youtube.com/watch?v=EKgHtYBr7IE&list=PLRSJ6p0EUTlvNaexD_EIbeA0PPtG4NQul Department Revision Page with games, videos, past questions https://sites.google.com/d/1edt34vV05o0XGeLG8hT0RMW1R4H7LsD3/p/14HPKqWjgHTUdsDsM0MFB071_tR2b3jR-/edit |
|----------|--|---|

SCIENCE

| Year | Term 5 topic | resources/activities | additional research/helpful links |
|------|--------------------|--|---|
| 7 | 7F Acids & Alkalis | Acids, alkalis and salts - KS3 Chemistry - BBC Bitesize | Jon Chase investigates how acids and alkalis affect us Chemistry - Bitesize Science - YouTube |
| | 7D Ecology | Ecosystems and habitats - KS3 Biology - BBC Bitesize | Adaptation in animals Biology – Life Lessons - YouTube |
| 8 | 7F Acids & Alkalis | Acids, alkalis and salts - KS3 Chemistry - BBC Bitesize | Jon Chase investigates how acids and alkalis affect us Chemistry - Bitesize Science - YouTube |
| | 8G Metals | The reactivity series - Metals - KS3 Chemistry Revision - BBC Bitesize | Chemical Reactions BBC19LS05 - YouTube |
| | 7J Electricity | Electricity - KS3 Physics - BBC Bitesize | Electrical circuits and symbols Physics - Live Lessons - YouTube |

| | | | |
|--------------------|--|--|--|
| 9 | Physics Topic 3 - Energy | Conservation of energy - GCSE Physics Revision - Edexcel - BBC Bitesize | Oak National Academy Resources Edexcel GCSE Physics Revision Notes Save My Exams Edexcel GCSE Physics Topic 3: Conservation of Energy Revision - PMT (physicsandmathstutor.com) |
| 9 | Chemistry C8ab – Fuels and Earth Science | BBC Bitesize - Fuels BBC Bitesize - Earth Science Topic 8 - Fuels and Earth science (Statements in BOLD are for HIGHER TIER ONLY) (Web view) | Oak National Academy Resources |
| 10 Bio and Physics | B4 Evolution and Genetic Modification revision (combined) B6- plants separate lessons P10 Electricity C6 – Groups of the periodic table C9a – Qualitative tests for ions | Review of Topic 4 Darwin's theory of evolution - Evolution - Edexcel - GCSE Combined Science Revision - Edexcel - BBC Bitesize Separate Biology Bitesize links (topic 6): What is photosynthesis? - Photosynthesis - Edexcel - GCSE Biology (Single Science) Revision - Edexcel - BBC Bitesize Adaptations of the leaf for photosynthesis and gaseous exchange - Plant organisation - Edexcel - GCSE Biology (Single Science) Revision - Edexcel - BBC Bitesize Electricity and circuits - GCSE Physics Revision - Edexcel - BBC Bitesize | Biology OneNote Oak National Academy Resources Edexcel GCSE Physics Revision Notes Save My Exams Edexcel GCSE Physics Topic 10: Electricity and Circuits Revision - PMT (physicsandmathstutor.com) |
| 10 Chem | C4a – Metals (Combined) C1b – Bonding revision | BBC Bitesize - Obtaining and using metals BBC Bitesize - Ionic bonding BBC Bitesize - Simple molecular BBC Bitesize - Giant covalent BBC Bitesize - Metallic bonding |  22(4) - Olympic alloys.pdf  26(2) - Alloys and aircraft.pdf  25(2) - Ionic liquids.pdf |

| | | | |
|--|--|--|---|
| | C9b – Hydrocarbons (Separate only) C9c - | BBC Bitesize - Hydrocarbons BBC Bitesize - Nanoparticles BBC Bitesize - Bulk materials |  23(3) - Fracking An energy revolution.pdf |
|--|--|--|---|

BUSINESS

1. Procurement: Read through the blue revision book pages 32 and 33. Make revision notes.
2. Quality: Blue book revision notes pages 36 and 37
3. Customer service: pages 38/39 make revision notes
4. Complete the M&S case study on page 40 and then, for revision, complete the 'Revision Summary' questions 1-30 on page 41.
5. White book ensure all questions from Section 3 pages 31-38 are complete.