

# A level Film Studies: Induction work



## Welcome!

Hello and welcome aboard A level Film Studies! We are looking forward to you setting sail in September, stopping off at some of the most incredible films to grace our screens. To ensure that you are prepared for this trip of a lifetime, the following Induction work has been carefully arranged to give you a taste of what is to come and so that you are equipped to ride the Film Studies waves as and when they arrive (end of metaphors).

## What work is being set?

In this first phase, you have been set the following work:

1. Read the A level Film Studies course content and complete a Microsoft Form.
2. Read through the 'Introduction to Cinematography'. Then, find and compose your own collection camera shots, angles, etc. You may choose to print and stick them onto a large piece of paper or cut and paste them into a collage on Word, PPT, etc.
3. Watch a short film from the list provided and write an analytical response
4. Create your own 'short short' (60 second film) using your phone, including some of the techniques that you have read about in Task 2 or seen in the short films for Task 3. If you fancy doing a touch of editing, have a go on free editing apps such as Splice or Quik

## How long should I spend on this work?

It is expected that you spend five hours on this first phase of work.

## Who should I send this work to and / or who should I contact with any questions?

Mrs Scott – [hls@hardenhuish.wilts.sch.uk](mailto:hls@hardenhuish.wilts.sch.uk)

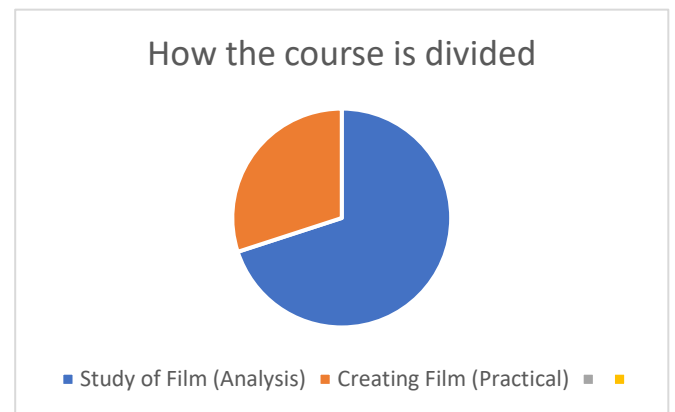
## How and when should I submit work?

After completing Task 1, complete the Microsoft Form (link in the work below). All other work should be submitted via e-mail by the Phase 1 deadline – Monday 21 June.

# Task 1: A level Film Studies course content

This is such a brilliant course and is packed full of genuinely brilliant films that we cannot wait to watch and analyse as a class. You may already have a general idea of the course content from the prospectus or our Sixth Form Open Evening but we have included further details below so that you can start to get excited! After you have had a good look through what's in store (and perhaps thought about watching one or two of the films on the list!), please complete the Microsoft Form at the end of this task to give us your initial thoughts about the course.

Firstly, the title of the course gives an indication of the heavy weighting towards the study and analysis of film, with this making up 70% of the course. The remaining 30% consists of creating film through your own practical work. Ultimately, your study of film will be assessed in exams at the end of Year 13 whilst your practical work will be assessed as part of the NEA (non-exam assessment) throughout the course.



At this early stage, let's focus on the 70%; we will now elaborate on the films that we will be studying on the course. There are two components (each equating to 35% of the course). Here are the details and the films that we will be taking a good look at ...

# Component 1: Varieties of film and filmmaking

**Component 1: Varieties of film and filmmaking**  
**Written examination: 2½ hours**  
**35% of qualification**

This component assesses knowledge and understanding of **six** feature-length films.

**Section A: Hollywood 1930-1990 (comparative study)**

**One** question from a choice of two, requiring reference to two Hollywood films, one from the Classical Hollywood period (1930-1960) and the other from the New Hollywood period (1961-1990).

**Section B: American film since 2005 (two-film study)**

**One** question from a choice of two, requiring reference to **two** American films, one mainstream film and one contemporary independent film.

**Section C: British film since 1995 (two-film study)**


**One** question from a choice of two, requiring reference to **two** British films.

- Early in the course, we'll sink our teeth into a comparative study of the classical Hollywood period and one from the New Hollywood period. Amongst our options are an absolute classic, 'Vertigo', directed by the legendary filmmaker Alfred Hitchcock and then one of the most influential Science Fiction films: Ridley Scott's 'Blade Runner'.



- We'll also be broadening our understanding of American film by looking at the likes of the wonderful recent film by Damien Chazelle, 'La La Land' before taking in an example of independent film such as the touching and critically acclaimed film, 'Captain Fantastic'.

- Finally, we'll fly back across the Atlantic to pore over the phenomenal world of British film. Here, it's likely that we will look at Lynne Ramsay's 'We Need to Talk about Kevin' and 'Shaun of the Dead' directed by Edgar Wright.



# Component 2: Varieties of film and filmmaking

**Component 2: Global filmmaking perspectives**  
**Written examination: 2½ hours**  
**35% of qualification**

This component assesses knowledge and understanding of **five** feature-length films (or their equivalent).

**Section A: Global film (two-film study)**

**One** question from a choice of two, requiring reference to **two** global films: **one** European and **one** produced outside Europe.

**Section B: Documentary film**

**One** question from a choice of two, requiring reference to **one** documentary film.


**Section C: Film movements – Silent cinema**

**One** question from a choice of two, requiring reference to **one** silent film or group of films.

**Section D: Film movements – Experimental film (1960-2000)**


**One** question from a choice of two, requiring reference to **one** film option.

- In this part of the course, we'll move beyond mainstream film into the origins of cinema, other genres of film and world cinema. First up, another two awesome films: 'Pan's Labyrinth' by the visionary filmmaker Guillermo Del Toro and then the brilliantly raw and unforgettable Brazilian film 'City of God'



- Partly due to the rise of Netflix, Documentary film is probably more popular right now than it ever has been before. We'll dip into a range of interesting documentaries but will look at 'Amy', an original documentary film on the life of the singer Amy Winehouse from the wonderful documentary filmmaker Asif Kapadia.

- When mentioning Silent Cinema, some students might think of this part of the course as the least exciting ... however, it is anything but! We'll delve into the world of Soviet Cinema of the 1920s with the hugely influential film 'Strike'.

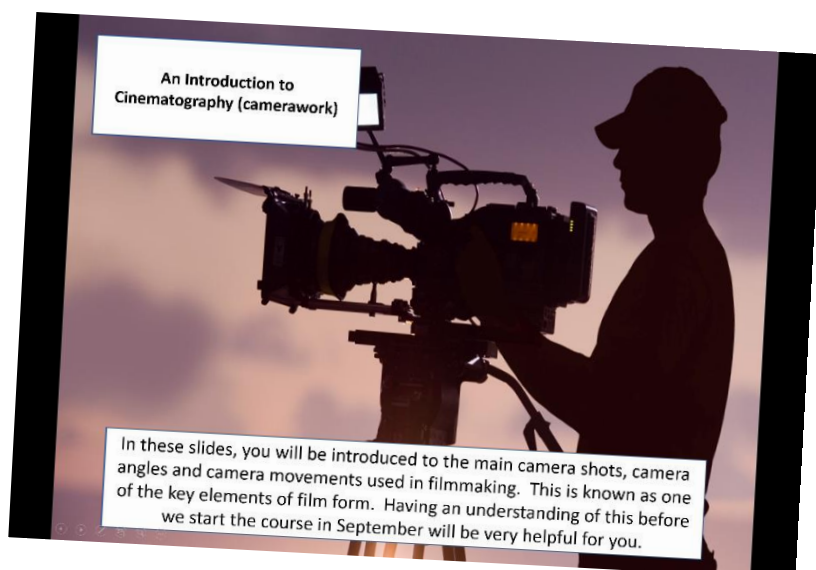


- The final film in our list of 11 is the sublime 'Pulp Fiction'. With its quotable movie lines, inventive narrative and a more than healthy splash of 'cool', this Quentin Tarantino film will be studied as an example of 'Experimental Film'.

*So, I hope that whets your appetite for what's ahead! Please now complete this [Microsoft Form](#) to give your reaction and ask any initial questions.*

## Task 2: An Introduction to Cinematography

Read through the 'Introduction to Cinematography' (linked to Phase 1 of the Film Studies Induction work). Then, find and compose your own collection camera shots, angles, etc. You may choose to print and stick them onto a large piece of paper or cut and paste them into a collage on Word, PPT, etc.



You will need to submit this via e-mail to Mrs Scott - [hls@hardenhuish.wilts.sch.uk](mailto:hls@hardenhuish.wilts.sch.uk)

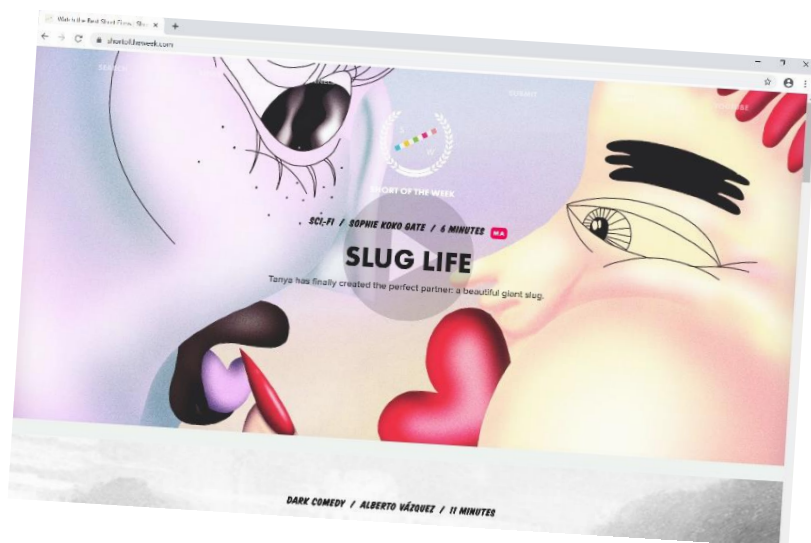
However, please keep a copy for yourself as this will be extremely useful in the early stages of the course!



## Task 3: Short Films

Short Films have really taken off in the last 10 years with professional and amateur filmmakers uploading their films to a vast array of internet platforms. To get a flavour of these films and so that you can apply your knowledge of cinematography, take a look at one or more of the short films from this site:

<https://www.shortoftheweek.com/>



Once you've enjoyed looking through a selection of these short films, you need to produce a short piece of analytical writing (no more than 500 words). You may like to structure this in your own way but here is a generic title which you may find useful:

**In your chosen short film, how does the filmmaker interest and create meaning for the audience?**

*As part of your analysis, please make reference to your new knowledge of cinematography and how the director has used camera shots / angles / movement.*

## Task 4: Time to create your own Short Film!

Create your own 'short short' (60 second film) using your phone, including some of the techniques that you have read about in Task 2 or seen in the short films for Task 3.

There is absolutely no pressure on this – I'm really not expecting this to be a masterpiece! Instead, it's really for you to have fun with coming up with an idea, creating that vision on film and applying your new knowledge.

If you fancy doing a touch of editing, have a go on free editing apps such as Splice or Quik.



I am happy for you to choose a topic but if you would like a title to stimulate your thinking, please devise a short short with the title: **'It's Time'**.

Enjoy!

And that's it! Please remember to send your work to [hls@hardenhuish.wilts.sch.uk](mailto:hls@hardenhuish.wilts.sch.uk) along with any questions you might have. I hope you have enjoyed this work and are looking forward to Phases 2 and 3!