

Kit Philps

Supporting students with SEN

Starting off....

- Divide each subject in to topics.



Before revising a topic.... Brain dump.

Spend 2 minutes writing down everything you know about the topic. Check in your revision guide for things you have missed. Revise these things (you know the rest)



Revise topic using the most appropriate strategy.

Are you required to remember facts? Use correct spellings? Write longer answers?

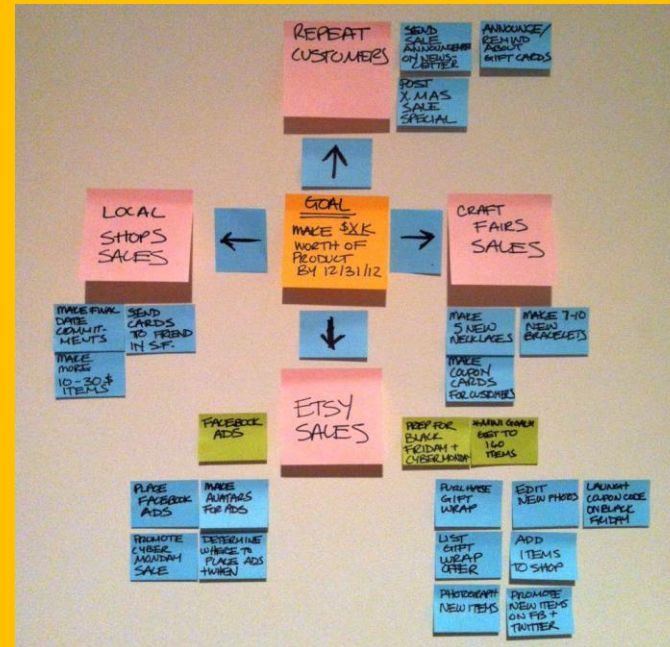
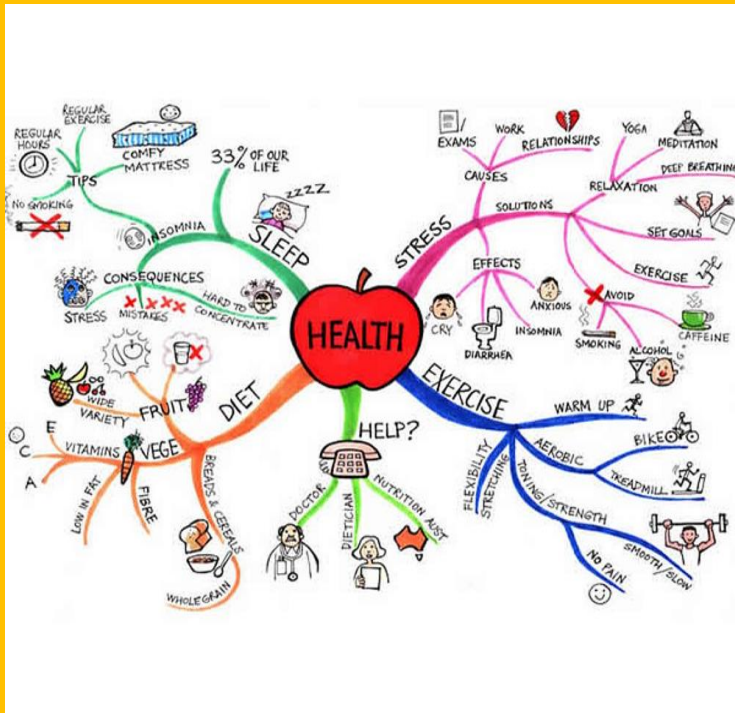


Brain dump again....

Compare what you knew before and after- check for any more gaps in your knowledge.

Mind-mapping. Remembering and organising ideas

[Imindmap](#) - lets you add your own soundbites



Use post its- muddle them up and then put them up again

- Draw a mind map of your key points and then elaborate using more arms from each initial stem. Once you have put all your ideas down look for links between each arm to help you organise and link paragraphs. Use colour and pictures! Write down key words or techniques you need to include.
- [mind maps to use and create](#)


Flashcards

- Question on one side, answer on another. Keep writing to a minimum.
- [use them forwards and backwards](#)
- Set them out like a game of pairs
- Hang them up on a washing line or arrange them in a cycle.



Make a quiz, crossword, poster

- [make quizzes electronically or find ready made ones](#)
- [bbc bitesize](#)
- [Gcsepod](#)
- [puzzle maker](#) with word definitions to help remember them
- [wordclouds](#)



questions
foreshadowing
Statistics
language
adjectives
adverbs
Emotive
address
verbs
nouns
Triples
direct
hyperbole
juxtaposition
Simile
topos
conical

You-tube

Search 'Ways to remember....' or 'English language question 3'


- [the cell song](#)
- [language rap](#)
- [Mr Bruff](#)

Spelling.

What is necessary? What are our limits?

- The good news is that most GCSEs carry very few points for spelling.
- Some scientific terms are very similar and therefore if not spelt correctly could be confused for other words meaning students miss out on points. Eg: meiosis and mitosis.

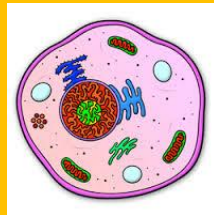
- Mnemonics- because, accommodation
- Making and moving- post its or using ICT
- Looking for words within a word- separate
- Look, say, cover, write check
- Word picture- meiosis



Word pictures

Mitosis

W




“There’s nothing
sexy about my-
toesies.”

Mitosis is the process in which a
cell divides into two

Meio^{is}

g



Meiosis is the process that produces
gametes (sex cells)

In The English exam students will be marked for spelling in questions 5. Think about the words they might want to use in this writing questions and write them in a chart. Discuss a strategy- it could be look-say-cover-write-check. (argue, persuade, explain, instruct, describe, inform).

Original Word	Day 1	Day 2	Day 3	Day 4	Final Check
however					
alternatively					
furthermore					
finally					
instructions					
equipment					
consequently					
sincerely					
faithfully					

Exam access arrangements

- Be aware of what arrangements are in place- encourage these to be used at home.
- Step back from your child and explain about ASKING for help.
- Discuss with your child how they will use their extra time- checking spellings at the end???? PLANNING and DOUBLE READING.
- Encourage strategies, ie: Read the instructions and work out how long you will have for each question. Practise past papers in 15-20 minute focused chunks. Get an idea of how long this feels like.



Useful websites

- <https://www.goconqr.com/en/> - make mind maps and flip cards
- <http://www.mathsmadeeasy.co.uk/gcsemaths-9-1-topics.htm>
- <https://getrevising.co.uk/> - create and use thousands of resources
- <http://www.s-cool.co.uk/> - gives exam style questions and answers

APPS

- [Cram](#)- allows you to make flashcards
- [gojimo- revision app](#)- quiz style exam questions to use on the go.
- [Scholastic](#)- can be used together with their books- has a revision calendar to count down to the exam in small chunks.

Any questions ?